



LOCATION OF SCHOOLS¹

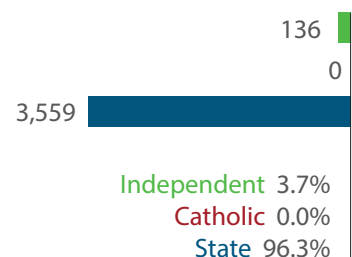
Shows how many students attend schools located in this Queensland electorate.

SECTOR	NUMBER			PERCENTAGE		
	P-6	7-12	TOTAL	P-6	7-12	TOTAL
INDEPENDENT	121	15	136	4.3%	1.8%	3.7%
CATHOLIC	0	0	0	0.0%	0.0%	0.0%
STATE	2,718	841	3,559	95.7%	98.2%	96.3%
TOTAL	2,839	856	3,695			

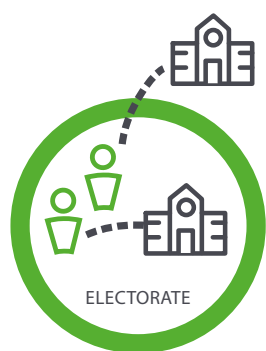
Independent schools and campuses in this electorate

Maleny Independent School: Secondary

The River School: Primary



Total Students, by Sector, Attending Schools Located in this Electorate



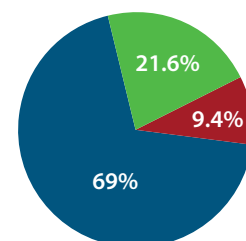
STUDENT PARTICIPATION RATES²

Shows how many students living in this Queensland electorate attend schools either located in this electorate, or in another electorate.

ENROLMENTS:	PRIMARY STUDENTS		SECONDARY STUDENTS		ALL STUDENTS	
	NO.	%	NO.	%	NO.	%
INDEPENDENT	830	22.1%	605	20.9%	1,435	21.6%
CATHOLIC	262	7.0%	364	12.6%	626	9.4%
STATE	2,660	70.9%	1,922	66.5%	4,582	69.0%
TOTAL	3,752		2,891		6,643	

Total Students, by Sector, Living in this Electorate

Independent 1,435
Catholic 626
State 4,582



DATA SOURCE

1 Fulltime enrolments based on 2020 Non-Government Schools Census (State) February Collection.

2 Participation rates based on 2016 Census of Population and Housing.

3 AEC Group. (2020). *Economic Significance of Independent Schools to the Queensland Economy, 2020 Update*.

Modelling based on 2018 school data and ABS and other agency financial year data to produce estimates for 2017-18. Further modelling by State Electorate. Data includes direct and indirect contributions.

NOTE: Some figures have been rounded and percentages may not add up to 100.

ECONOMIC CONTRIBUTION³

INDEPENDENT SCHOOLS contribute:

- \$4.5m in direct and indirect economic activity
- \$2.8m in wages and salaries
- 35 full-time jobs

INDEPENDENT SCHOOLS provide savings to taxpayers and governments of:

- \$0.8m in recurrent savings
- \$0m in capital savings from parent contributions.

LOCAL MEMBER

Mr Andrew Powell MP
Liberal National Party of Queensland