

### LOCATION OF SCHOOLS<sup>1</sup>

Shows how many students attend schools located in this Queensland electorate.

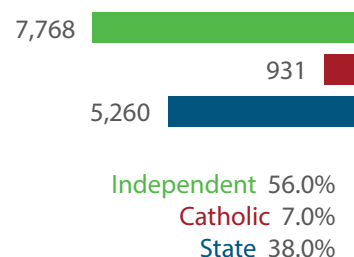


SECTOR	NUMBER		
	P-6	7-12	TOTAL
INDEPENDENT	3,233	4,535	<b>7,768</b>
CATHOLIC	43	888	<b>931</b>
STATE	3,727	1,533	<b>5,260</b>
TOTAL	7,003	6,959	<b>13,959</b>

SECTOR	PERCENTAGE		
	P-6	7-12	TOTAL
INDEPENDENT	46.0%	65.0%	<b>56.0%</b>
CATHOLIC	1.0%	13.0%	<b>7.0%</b>
STATE	53.0%	22.0%	<b>38.0%</b>

### Independent schools and campuses in this electorate

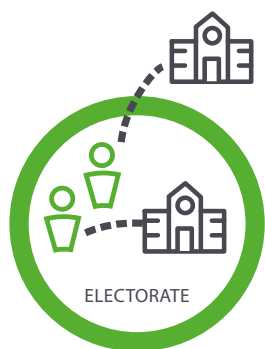
- All Saints Anglican School:** Combined Primary & Secondary
- Arcadia College (Robina Campus):** Approved but not open
- Gold Coast Christian College:** Combined Primary & Secondary
- Hillcrest Christian College:** Combined Primary & Secondary
- Josiah College:** Combined Primary & Secondary
- King's Christian College:** Combined Primary & Secondary
- Queensland Football School (Merrimac):** Approved but not open
- Somerset College:** Combined Primary & Secondary



**Total Students, by Sector, Attending Schools Located in this Electorate**

### STUDENT PARTICIPATION RATES<sup>2</sup>

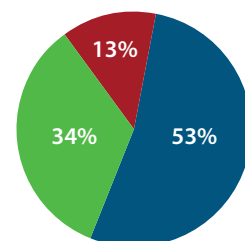
Shows how many students living in this Queensland electorate attend schools either located in this electorate, or in another electorate.



ENROLMENTS:	PRIMARY STUDENTS		SECONDARY STUDENTS		ALL STUDENTS	
	NO.	%	NO.	%	NO.	%
INDEPENDENT	1,432	27.0%	1,982	42.0%	3,434	34.0%
CATHOLIC	526	10.0%	757	16.0%	1,283	13.0%
STATE	3,375	63.0%	2,027	42.0%	5,402	53.0%
TOTAL	5,353		4,766		10,119	

### Total Students, by Sector, Living in this Electorate

Independent 3,434  
Catholic 1,283  
State 5,402



#### DATA SOURCE

1 Fulltime enrolments based on 2022 Non-Government Schools Census (State) February Collection.

2 Participation rates based on 2021 Census of Population and Housing.

3 AEC Group. (2020). *Economic Significance of Independent Schools to the Queensland Economy, 2020 Update*.

Modelling based on 2018 school data and ABS and other agency financial year data to produce estimates for 2017-18. Further modelling by State Electorate. Data includes direct and indirect contributions.

NOTE: Some figures have been rounded and percentages may not add up to 100.

### ECONOMIC CONTRIBUTION<sup>3</sup>

#### INDEPENDENT SCHOOLS contribute:

- \$309.4m in direct and indirect economic activity
- \$176.2m in wages and salaries
- 1,727 full-time jobs

#### INDEPENDENT SCHOOLS provide savings to taxpayers and governments of:

- \$46.7m in recurrent savings
- \$13.8m in capital savings from parent contributions.

#### LOCAL MEMBER

Ms Ros Bates MP  
Liberal National Party of Queensland