

LOCATION OF SCHOOLS¹

Shows how many students attend schools located in this Queensland electorate.



SECTOR	NUMBER			PERCENTAGE		
	P-6	7-12	TOTAL	P-6	7-12	TOTAL
INDEPENDENT	796	1,053	1,849	19.0%	32.0%	24.0%
CATHOLIC	367	320	687	9.0%	10.0%	9.0%
STATE	3,075	1,967	5,042	73.0%	59.0%	67.0%
TOTAL	4,238	3,340	7,578			

Independent schools and campuses in this electorate

Bayside Christian College Hervey Bay (Nikenbah):

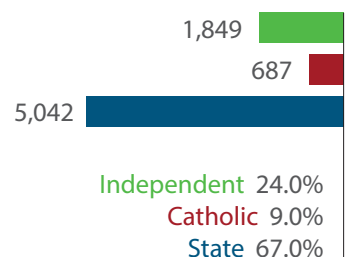
Approved but not open

Carinity Education – Glendyne: Combined Primary & Secondary

OneSchool Global QLD: Combined Primary & Secondary

Riverside Christian College: Combined Primary & Secondary

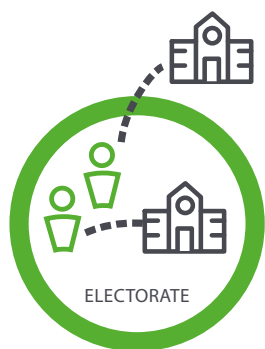
Riverside Christian College (Distance): Combined Primary & Secondary



Total Students, by Sector, Attending Schools Located in this Electorate

STUDENT PARTICIPATION RATES²

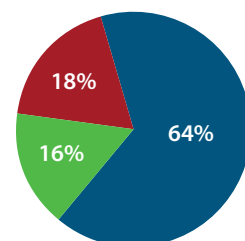
Shows how many students living in this Queensland electorate attend schools either located in this electorate, or in another electorate.



ENROLMENTS:	PRIMARY STUDENTS		SECONDARY STUDENTS		ALL STUDENTS	
	NO.	%	NO.	%	NO.	%
INDEPENDENT	551	15.0%	596	18.0%	1,147	16.0%
CATHOLIC	699	19.0%	563	17.0%	1,262	18.0%
STATE	2,467	66.0%	2,216	65.0%	4,593	64.0%
TOTAL	3,717		3,285		7,002	

Total Students, by Sector, Living in this Electorate

Independent 1,147
Catholic 1,262
State 4,593



DATA SOURCE

1 Fulltime enrolments based on 2022 Non-Government Schools Census (State) February Collection.

2 Participation rates based on 2021 Census of Population and Housing.

3 AEC Group. (2020). *Economic Significance of Independent Schools to the Queensland Economy, 2020 Update*.

Modelling based on 2018 school data and ABS and other agency financial year data to produce estimates for 2017-18. Further modelling by State Electorate. Data includes direct and indirect contributions.

NOTE: Some figures have been rounded and percentages may not add up to 100.

ECONOMIC CONTRIBUTION³

INDEPENDENT SCHOOLS contribute:

- \$30m in direct and indirect economic activity
- \$19.8m in wages and salaries
- 226 full-time jobs

INDEPENDENT SCHOOLS provide savings to taxpayers and governments of:

- \$8.7m in recurrent savings
- \$0.1m in capital savings from parent contributions.

LOCAL MEMBER

Mr Bruce Saunders MP
Australian Labor Party