



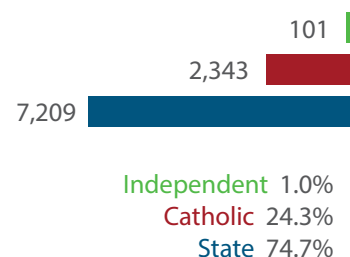
LOCATION OF SCHOOLS¹

Shows how many students attend schools located in this Queensland electorate.

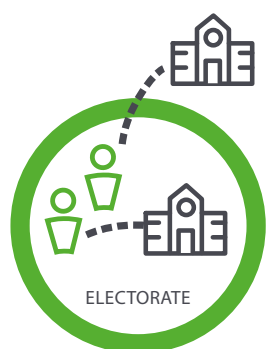
SECTOR	NUMBER			PERCENTAGE		
	P-6	7-12	TOTAL	P-6	7-12	TOTAL
INDEPENDENT	81	20	101	1.6%	0.4%	1.0%
CATHOLIC	1,167	1176	2,343	23.1%	25.5%	24.3%
STATE	3,800	3409	7,209	75.3%	74.0%	74.7%
TOTAL	5,048	4605	9,653			

Independent schools and campuses in this electorate

Shalom Christian College Condon Campus: Combined Primary & Secondary



Total Students, by Sector, Attending Schools Located in this Electorate



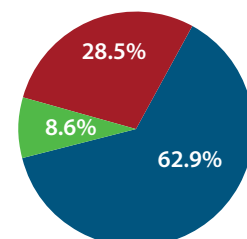
STUDENT PARTICIPATION RATES²

Shows how many students living in this Queensland electorate attend schools either located in this electorate, or in another electorate.

ENROLMENTS:	PRIMARY STUDENTS		SECONDARY STUDENTS		ALL STUDENTS	
	NO.	%	NO.	%	NO.	%
INDEPENDENT	401	7.8%	378	9.7%	779	8.6%
CATHOLIC	1,404	27.2%	1,179	30.1%	2,583	28.5%
STATE	3,355	65.0%	2,357	60.2%	5,712	62.9%
TOTAL	5,160		3,914		9,074	

Total Students, by Sector, Living in this Electorate

Independent 779
Catholic 2,583
State 5,712



DATA SOURCE

1 Fulltime enrolments based on 2020 Non-Government Schools Census (State) February Collection.

2 Participation rates based on 2016 Census of Population and Housing.

3 AEC Group. (2020). *Economic Significance of Independent Schools to the Queensland Economy, 2020 Update*.

Modelling based on 2018 school data and ABS and other agency financial year data to produce estimates for 2017-18. Further modelling by State Electorate. Data includes direct and indirect contributions.

NOTE: Some figures have been rounded and percentages may not add up to 100.

ECONOMIC CONTRIBUTION³

INDEPENDENT SCHOOLS contribute:

- \$13.1m in direct and indirect economic activity
- \$4.6m in wages and salaries
- 52 full-time jobs

INDEPENDENT SCHOOLS provide savings to taxpayers and governments of:

- \$0.6m in recurrent savings
- \$0m in capital savings from parent contributions.

LOCAL MEMBER
Mr Aaron Harper MP
Australian Labor Party