

LOCATION OF SCHOOLS¹

Shows how many students attend schools located in this Queensland electorate.



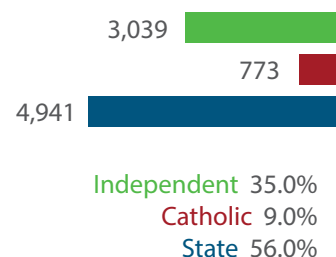
SECTOR	NUMBER			PERCENTAGE		
	P-6	7-12	TOTAL	P-6	7-12	TOTAL
INDEPENDENT	1,105	1,934	3,039	30.0%	38.0%	35.0%
CATHOLIC	773	0	773	21.0%	0.0%	9.0%
STATE	1,825	3,116	4,941	49.0%	62.0%	56.0%
TOTAL	3,703	5,050	8,753			

Independent schools and campuses in this electorate

Australian Industry Trade College – Redlands: Secondary

Ormiston College: Combined Primary & Secondary

Redlands College: Combined Primary & Secondary

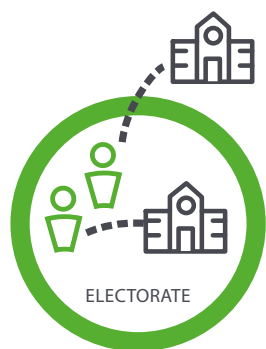


Total Students, by Sector, Attending Schools Located in this Electorate

Independent 35.0%
Catholic 9.0%
State 56.0%

STUDENT PARTICIPATION RATES²

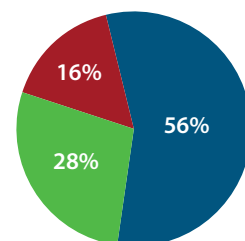
Shows how many students living in this Queensland electorate attend schools either located in this electorate, or in another electorate.



ENROLMENTS:	PRIMARY STUDENTS		SECONDARY STUDENTS		ALL STUDENTS	
	NO.	%	NO.	%	NO.	%
INDEPENDENT	716	22.0%	1,236	34.0%	1,952	28.0%
CATHOLIC	576	17.0%	537	15.0%	1,113	16.0%
STATE	2,034	71.0%	1,828	51.0%	3,862	56.0%
TOTAL	3,226		3,601		6,927	

Total Students, by Sector, Living in this Electorate

Independent 1,952
Catholic 1,113
State 3,862



DATA SOURCE

1 Fulltime enrolments based on 2022 Non-Government Schools Census (State) February Collection.

2 Participation rates based on 2021 Census of Population and Housing.

3 AEC Group. (2020). *Economic Significance of Independent Schools to the Queensland Economy, 2020 Update*.

Modelling based on 2018 school data and ABS and other agency financial year data to produce estimates for 2017-18. Further modelling by State Electorate. Data includes direct and indirect contributions.

NOTE: Some figures have been rounded and percentages may not add up to 100.

ECONOMIC CONTRIBUTION³

INDEPENDENT SCHOOLS contribute:

- \$140.4m in direct and indirect economic activity
- \$82m in wages and salaries
- 860 full-time jobs

INDEPENDENT SCHOOLS provide savings to taxpayers and governments of:

- \$19.3m in recurrent savings
- \$9.1m in capital savings from parent contributions.

LOCAL MEMBER

Dr Mark Robinson MP
Liberal National Party of Queensland