



### LOCATION OF SCHOOLS<sup>1</sup>

Shows how many students attend schools located in this Queensland electorate.

SECTOR	NUMBER			PERCENTAGE		
	P-6	7-12	TOTAL	P-6	7-12	TOTAL
INDEPENDENT	1,138	1,830	<b>2,968</b>	16.8%	38.1%	<b>25.6%</b>
CATHOLIC	960	1,072	<b>2,032</b>	14.1%	22.3%	<b>17.5%</b>
STATE	4,692	1,905	<b>6,597</b>	69.1%	39.6%	<b>56.9%</b>
TOTAL	6,790	4,807	<b>11,597</b>			

#### Independent schools and campuses in this electorate

**Good Shepherd Christian School:** Combined Primary & Secondary

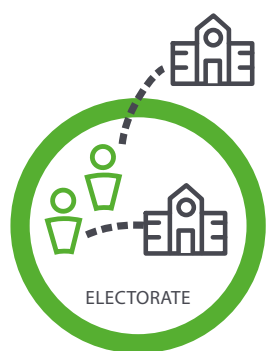
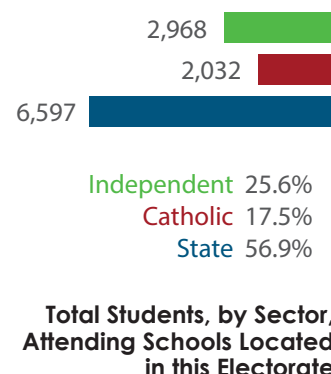
**Hillbrook Anglican School:** Secondary

**Northside Christian College:** Combined Primary & Secondary

**Pine Community School:** Primary

**Prince of Peace Lutheran College (Rogers Pde West):** Primary

**Prince of Peace Lutheran College (Henderson Rd):** Secondary



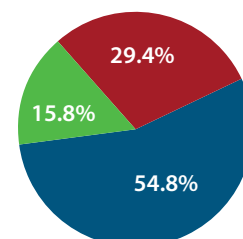
### STUDENT PARTICIPATION RATES<sup>2</sup>

Shows how many students living in this Queensland electorate attend schools either located in this electorate, or in another electorate.

ENROLMENTS:	PRIMARY STUDENTS		SECONDARY STUDENTS		ALL STUDENTS	
	NO.	%	NO.	%	NO.	%
INDEPENDENT	569	11.7%	778	21.1%	1,347	15.8%
CATHOLIC	1,275	26.3%	1,231	33.4%	2,506	29.4%
STATE	2,999	61.9%	1,677	45.5%	4,676	54.8%
TOTAL	4,843		3,686		8,529	

#### Total Students, by Sector, Living in this Electorate

Independent 1,347  
Catholic 2,506  
State 4,676



#### DATA SOURCE

1 Fulltime enrolments based on 2020 Non-Government Schools Census (State) February Collection.

2 Participation rates based on 2016 Census of Population and Housing.

3 AEC Group. (2020). *Economic Significance of Independent Schools to the Queensland Economy, 2020 Update*.

Modelling based on 2018 school data and ABS and other agency financial year data to produce estimates for 2017-18. Further modelling by State Electorate. Data includes direct and indirect contributions.

NOTE: Some figures have been rounded and percentages may not add up to 100.

### ECONOMIC CONTRIBUTION<sup>3</sup>

#### INDEPENDENT SCHOOLS contribute:

- \$104.7m in direct and indirect economic activity
- \$62.7m in wages and salaries
- 707 full-time jobs

#### INDEPENDENT SCHOOLS provide savings to taxpayers and governments of:

- \$18.7m in recurrent savings
- \$9.1m in capital savings from parent contributions.

#### LOCAL MEMBER

Mr Tim Mander MP  
Liberal National Party of Queensland