

LOCATION OF SCHOOLS¹

Shows how many students attend schools located in this Queensland electorate.



SECTOR	NUMBER			PERCENTAGE		
	P-6	7-12	TOTAL	P-6	7-12	TOTAL
INDEPENDENT	1,045	1,230	2,275	22.0%	32.0%	26.0%
CATHOLIC	493	1,229	1,722	10.0%	32.0%	20.0%
STATE	3,319	1,167	4,686	68.0%	36.0%	54.0%
TOTAL	4,857	3,826	8,683			

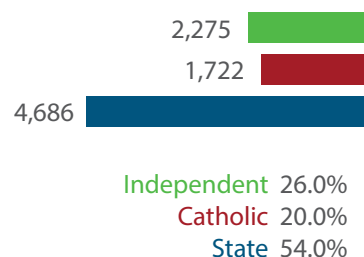
Independent schools and campuses in this electorate

Faith Lutheran College – Redlands (Link Rd): Primary

Faith Lutheran College – Redlands (Beveridge Rd): Secondary

Sheldon College: Combined Primary & Secondary

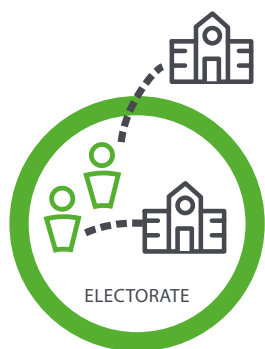
YMCA Vocational School (Victoria Point): Approved but not open



Total Students, by Sector, Attending Schools Located in this Electorate

STUDENT PARTICIPATION RATES²

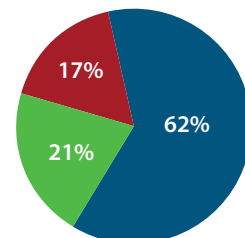
Shows how many students living in this Queensland electorate attend schools either located in this electorate, or in another electorate.



ENROLMENTS:	PRIMARY STUDENTS		SECONDARY STUDENTS		ALL STUDENTS	
	NO.	%	NO.	%	NO.	%
INDEPENDENT	679	16.0%	961	26.0%	1,640	21.0%
CATHOLIC	588	14.0%	757	21.0%	1,345	17.0%
STATE	2,915	70.0%	1,958	53.0%	4,873	62.0%
TOTAL	4,182		3,676		7,858	

Total Students, by Sector, Living in this Electorate

Independent 1,640
Catholic 1,345
State 4,873



DATA SOURCE

1 Fulltime enrolments based on 2022 Non-Government Schools Census (State) February Collection.

2 Participation rates based on 2021 Census of Population and Housing.

3 AEC Group. (2020). *Economic Significance of Independent Schools to the Queensland Economy, 2020 Update*.

Modelling based on 2018 school data and ABS and other agency financial year data to produce estimates for 2017-18. Further modelling by State Electorate. Data includes direct and indirect contributions.

NOTE: Some figures have been rounded and percentages may not add up to 100.

ECONOMIC CONTRIBUTION³

INDEPENDENT SCHOOLS contribute:

- \$96.6m in direct and indirect economic activity
- \$53.8m in wages and salaries
- 600 full-time jobs

INDEPENDENT SCHOOLS provide savings to taxpayers and governments of:

- \$13.8m in recurrent savings
- \$8.5m in capital savings from parent contributions.

LOCAL MEMBER
Ms Kim Richards MP
Australian Labor Party