



### LOCATION OF SCHOOLS<sup>1</sup>

Shows how many students attend schools located in this Queensland electorate.

SECTOR	NUMBER		
	P-6	7-12	TOTAL
INDEPENDENT	125	28	153
CATHOLIC	2,079	1,185	3,264
STATE	2,374	1,274	3,648
TOTAL	4,578	2,487	7,065

SECTOR	PERCENTAGE		
	P-6	7-12	TOTAL
INDEPENDENT	2.7%	1.1%	2.2%
CATHOLIC	45.4%	47.6%	46.2%
STATE	51.9%	51.2%	51.6%

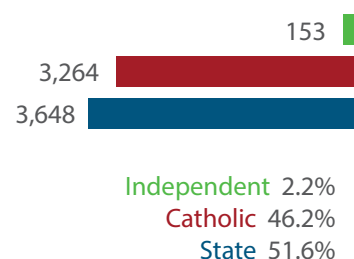
#### Independent schools and campuses in this electorate

Hinchinbrook Christian School: Combined Primary & Secondary

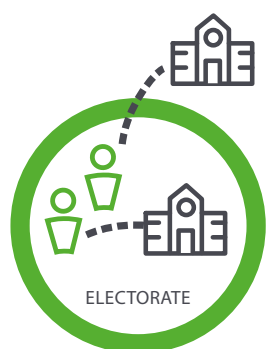
Hinchinbrook Christian School (Distance): Combined Primary & Secondary

Mungalla Silver Lining School: Secondary

Townsville Grammar School: Primary



**Total Students, by Sector, Attending Schools Located in this Electorate**



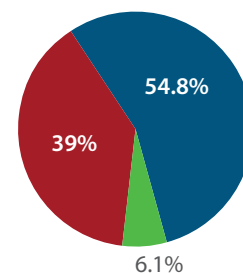
### STUDENT PARTICIPATION RATES<sup>2</sup>

Shows how many students living in this Queensland electorate attend schools either located in this electorate, or in another electorate.

ENROLMENTS:	PRIMARY STUDENTS		SECONDARY STUDENTS		ALL STUDENTS	
	NO.	%	NO.	%	NO.	%
INDEPENDENT	235	5.3%	219	7.4%	454	6.1%
CATHOLIC	1,741	39.0%	1,155	39.1%	2,896	39.0%
STATE	2,491	55.8%	1,578	53.5%	4,069	54.8%
TOTAL	4,467		2,952		7,419	

#### Total Students, by Sector, Living in this Electorate

Independent 454  
Catholic 2,896  
State 4,069



#### DATA SOURCE

1 Fulltime enrolments based on 2020 Non-Government Schools Census (State) February Collection.

2 Participation rates based on 2016 Census of Population and Housing.

3 AEC Group. (2020). *Economic Significance of Independent Schools to the Queensland Economy, 2020 Update*.

Modelling based on 2018 school data and ABS and other agency financial year data to produce estimates for 2017-18. Further modelling by State Electorate. Data includes direct and indirect contributions.

NOTE: Some figures have been rounded and percentages may not add up to 100.

### ECONOMIC CONTRIBUTION<sup>3</sup>

#### INDEPENDENT SCHOOLS contribute:

- \$3.1m in direct and indirect economic activity
- \$1.4m in wages and salaries
- 18 full-time jobs

#### INDEPENDENT SCHOOLS provide savings to taxpayers and governments of:

- \$0.5m in recurrent savings
- \$0.1m in capital savings from parent contributions.

#### LOCAL MEMBER

Mr Nick Dametto MP  
Katter's Australian Party