

LOCATION OF SCHOOLS¹

Shows how many students attend schools located in this Queensland electorate.



SECTOR	NUMBER			PERCENTAGE		
	P-6	7-12	TOTAL	P-6	7-12	TOTAL
INDEPENDENT	937	1,058	1,995	19.3%	28.7%	23.4%
CATHOLIC	528	1,249	1,777	10.9%	33.9%	20.8%
STATE	3,390	1,380	4,770	69.8%	37.4%	55.8%
TOTAL	4,855	3,687	8,542			

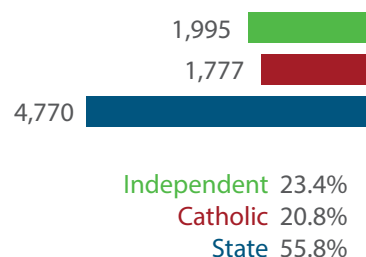
Independent schools and campuses in this electorate

Faith Lutheran College – Redlands (Link Rd): Primary

Faith Lutheran College – Redlands (Beveridge Rd): Secondary

Sheldon College: Combined Primary & Secondary

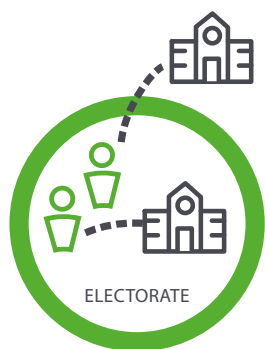
YMCA Vocational School (Victoria Point): Approved but not open



Total Students, by Sector, Attending Schools Located in this Electorate

STUDENT PARTICIPATION RATES²

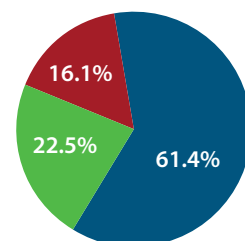
Shows how many students living in this Queensland electorate attend schools either located in this electorate, or in another electorate.



ENROLMENTS:	PRIMARY STUDENTS		SECONDARY STUDENTS		ALL STUDENTS	
	NO.	%	NO.	%	NO.	%
INDEPENDENT	727	18.2%	876	28.0%	1,603	22.5%
CATHOLIC	593	14.9%	552	17.7%	1,145	16.1%
STATE	2,673	66.9%	1,696	54.3%	4,369	61.4%
TOTAL	3,993		3,124		7,117	

Total Students, by Sector, Living in this Electorate

Independent 1,603
Catholic 1,145
State 4,369



DATA SOURCE

1 Fulltime enrolments based on 2020 Non-Government Schools Census (State) February Collection.

2 Participation rates based on 2016 Census of Population and Housing.

3 AEC Group. (2020). *Economic Significance of Independent Schools to the Queensland Economy, 2020 Update*.

Modelling based on 2018 school data and ABS and other agency financial year data to produce estimates for 2017-18. Further modelling by State Electorate. Data includes direct and indirect contributions.

NOTE: Some figures have been rounded and percentages may not add up to 100.

ECONOMIC CONTRIBUTION³

INDEPENDENT SCHOOLS contribute:

- \$96.6m in direct and indirect economic activity
- \$53.8m in wages and salaries
- 600 full-time jobs

INDEPENDENT SCHOOLS provide savings to taxpayers and governments of:

- \$13.8m in recurrent savings
- \$8.5m in capital savings from parent contributions.

LOCAL MEMBER
Ms Kim Richards MP
Australian Labor Party