



LOCATION OF SCHOOLS¹

Shows how many students attend schools located in this Queensland electorate.

SECTOR	NUMBER			PERCENTAGE		
	P-6	7-12	TOTAL	P-6	7-12	TOTAL
INDEPENDENT	901	963	1,864	120%	14.0%	13.0%
CATHOLIC	797	1,114	1,911	11.0%	16.0%	13.0%
STATE	5,869	4,772	10,641	78.0%	70.0%	74.0%
TOTAL	7,567	6,849	14,416			

Independent schools and campuses in this electorate

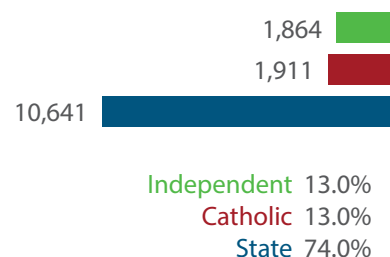
Staines Memorial College: Combined Primary & Secondary

Westside Christian College (Alice Street Campus): Primary

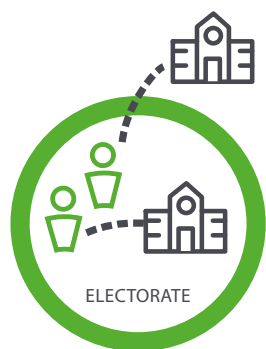
Westside Christian College (Stuart Street Campus): Secondary

YMCA Vocational School – Ipswich: Secondary

YOS Lawnton (Goodna Campus): Secondary



Total Students, by Sector, Attending Schools Located in this Electorate



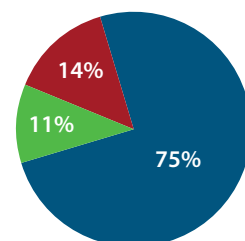
STUDENT PARTICIPATION RATES²

Shows how many students living in this Queensland electorate attend schools either located in this electorate, or in another electorate.

ENROLMENTS:	PRIMARY STUDENTS		SECONDARY STUDENTS		ALL STUDENTS	
	NO.	%	NO.	%	NO.	%
INDEPENDENT	802	10.0%	636	12.0%	1,438	11.0%
CATHOLIC	1,003	13.0%	771	14.0%	1,774	14.0%
STATE	5,926	77.0%	3,947	74.0%	9,873	75.0%
TOTAL	7,731		5,534		13,085	

Total Students, by Sector, Living in this Electorate

Independent 1,438
Catholic 1,774
State 9,873



DATA SOURCE

1 Fulltime enrolments based on 2022 Non-Government Schools Census (State) February Collection.

2 Participation rates based on 2021 Census of Population and Housing.

3 AEC Group. (2020). *Economic Significance of Independent Schools to the Queensland Economy, 2020 Update*.

Modelling based on 2018 school data and ABS and other agency financial year data to produce estimates for 2017-18. Further modelling by State Electorate. Data includes direct and indirect contributions.

NOTE: Some figures have been rounded and percentages may not add up to 100.

ECONOMIC CONTRIBUTION³

INDEPENDENT SCHOOLS contribute:

- \$60.6m in direct and indirect economic activity
- \$35.7m in wages and salaries
- 422 full-time jobs

INDEPENDENT SCHOOLS provide savings to taxpayers and governments of:

- \$10.6m in recurrent savings
- \$0.7m in capital savings from parent contributions.

LOCAL MEMBER

Mr Lance McCallum MP
Australian Labor Party