

LOCATION OF SCHOOLS¹

Shows how many students attend schools located in this Queensland electorate.



SECTOR	NUMBER		
	P-6	7-12	TOTAL
INDEPENDENT	1,283	1,247	2,530
CATHOLIC	0	0	0
STATE	2,645	1,231	3,876
TOTAL	3,928	2,478	6,406

SECTOR	PERCENTAGE		
	P-6	7-12	TOTAL
INDEPENDENT	33.0%	50.0%	39.0%
CATHOLIC	0.0%	0.0%	0.0%
STATE	67.0%	50.0%	61.0%

Independent schools and campuses in this electorate

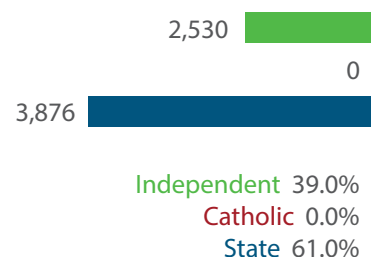
Australian Christian College: Combined Primary & Secondary

Australian Christian College (Distance): Combined Primary & Secondary

Birali Steiner School: Combined Primary & Secondary

Caboolture Montessori School: Primary

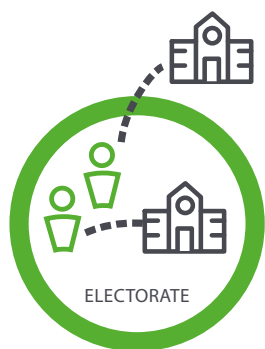
St Michael's College: Primary



Total Students, by Sector, Attending Schools Located in this Electorate

STUDENT PARTICIPATION RATES²

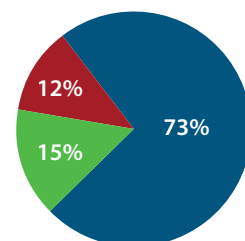
Shows how many students living in this Queensland electorate attend schools either located in this electorate, or in another electorate.



ENROLMENTS:	PRIMARY STUDENTS		SECONDARY STUDENTS		ALL STUDENTS		
	SECTOR	NO.	%	NO.	%	NO.	%
INDEPENDENT		503	15.0%	426	14.0%	929	15.0%
CATHOLIC		296	9.0%	461	16.0%	757	12.0%
STATE		2,626	76.0%	2,054	70.0%	4,680	73.0%
TOTAL		3,425		2,941		6,366	

Total Students, by Sector, Living in this Electorate

Independent 929
Catholic 757
State 4,680



DATA SOURCE

1 Fulltime enrolments based on 2022 Non-Government Schools Census (State) February Collection.

2 Participation rates based on 2021 Census of Population and Housing.

3 AEC Group. (2020). *Economic Significance of Independent Schools to the Queensland Economy, 2020 Update*.

Modelling based on 2018 school data and ABS and other agency financial year data to produce estimates for 2017-18. Further modelling by State Electorate. Data includes direct and indirect contributions.

NOTE: Some figures have been rounded and percentages may not add up to 100.

ECONOMIC CONTRIBUTION³

INDEPENDENT SCHOOLS contribute:

- \$50.2m in direct and indirect economic activity
- \$29.9m in wages and salaries
- 360 full-time jobs

INDEPENDENT SCHOOLS provide savings to taxpayers and governments of:

- \$11.6m in recurrent savings
- \$0.8m in capital savings from parent contributions.

LOCAL MEMBER

Ms Ali King MP
Australian Labor Party