



LOCATION OF SCHOOLS¹

Shows how many students attend schools located in this Queensland electorate.

SECTOR	NUMBER			PERCENTAGE		
	P-6	7-12	TOTAL	P-6	7-12	TOTAL
INDEPENDENT	1,028	877	1,905	23.0%	19.0%	21.0%
CATHOLIC	906	689	1,595	20.0%	15.0%	18.0%
STATE	2,533	3,025	5,558	57.0%	66.0%	61.0%
TOTAL	4,467	4,591	9,058			

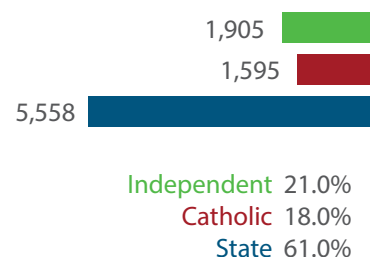
Independent schools and campuses in this electorate

Bayside Christian College Hervey Bay: Combined Primary & Secondary

Fraser Coast Anglican College: Combined Primary & Secondary

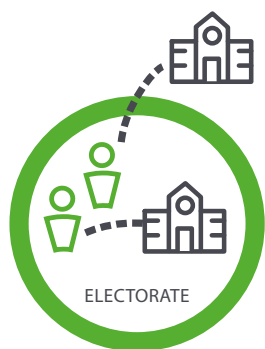
Hervey Bay Future School: Approved but not open

St James Lutheran College: Combined Primary & Secondary



Total Students, by Sector, Attending Schools Located in this Electorate

Independent 21.0%
Catholic 18.0%
State 61.0%



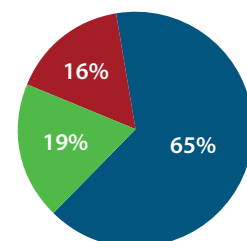
STUDENT PARTICIPATION RATES²

Shows how many students living in this Queensland electorate attend schools either located in this electorate, or in another electorate.

ENROLMENTS: SECTOR	PRIMARY STUDENTS		SECONDARY STUDENTS		ALL STUDENTS	
	NO.	%	NO.	%	NO.	%
INDEPENDENT	683	18.0%	658	20.0%	1,341	19.0%
CATHOLIC	627	17.0%	465	14.0%	1,092	16.0%
STATE	2,408	65.0%	2,186	66.0%	4,594	65.0%
TOTAL	3,718		3,309		7,027	

Total Students, by Sector, Living in this Electorate

Independent 1,341
Catholic 1,092
State 4,594



DATA SOURCE

1 Fulltime enrolments based on 2022 Non-Government Schools Census (State) February Collection.

2 Participation rates based on 2021 Census of Population and Housing.

3 AEC Group. (2020). *Economic Significance of Independent Schools to the Queensland Economy, 2020 Update*.

Modelling based on 2018 school data and ABS and other agency financial year data to produce estimates for 2017-18. Further modelling by State Electorate. Data includes direct and indirect contributions.

NOTE: Some figures have been rounded and percentages may not add up to 100.

ECONOMIC CONTRIBUTION³

INDEPENDENT SCHOOLS contribute:

- \$52.5m in direct and indirect economic activity
- \$31.7m in wages and salaries
- 351 full-time jobs

INDEPENDENT SCHOOLS provide savings to taxpayers and governments of:

- \$10.1m in recurrent savings
- \$1m in capital savings from parent contributions.

LOCAL MEMBER
Mr Adrian Tantarai MP
Australian Labor Party