



LOCATION OF SCHOOLS¹

Shows how many students attend schools located in this Queensland electorate.

SECTOR	NUMBER			PERCENTAGE		
	P-6	7-12	TOTAL	P-6	7-12	TOTAL
INDEPENDENT	1,114	1,299	2,412	16.0%	24.0%	20.0%
CATHOLIC	1,145	1,874	3,019	17.0%	35.0%	25.0%
STATE	4,556	2,169	6,725	67.0%	41.0%	55.0%
TOTAL	6,815	5,341	12,157			

Independent schools and campuses in this electorate

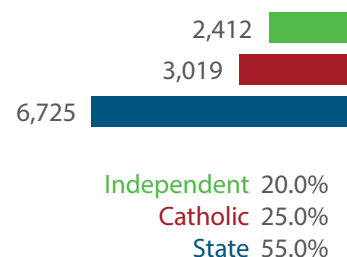
Bethany Lutheran Primary School: Primary

Ipswich Girls' Grammar School: Combined Primary & Secondary

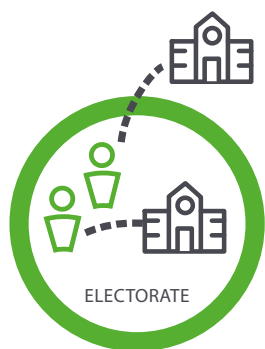
Ipswich Grammar School: Combined Primary & Secondary

YMCA Vocational School – Ipswich: Approved but not open

YMCA Vocational School – Ipswich (Limestone St): Secondary



Total Students, by Sector, Attending Schools Located in this Electorate



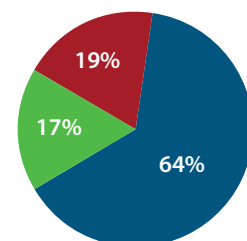
STUDENT PARTICIPATION RATES²

Shows how many students living in this Queensland electorate attend schools either located in this electorate, or in another electorate.

ENROLMENTS:	PRIMARY STUDENTS		SECONDARY STUDENTS		ALL STUDENTS	
	NO.	%	NO.	%	NO.	%
INDEPENDENT	615	14.0%	737	20.0%	1,352	17.0%
CATHOLIC	717	16.0%	872	24.0%	1,589	19.0%
STATE	3,192	70.0%	2,038	64.0%	5,230	64.0%
TOTAL	4,524		3,647		8,171	

Total Students, by Sector, Living in this Electorate

Independent 1,352
Catholic 1,589
State 5,230



DATA SOURCE

1 Fulltime enrolments based on 2022 Non-Government Schools Census (State) February Collection.

2 Participation rates based on 2021 Census of Population and Housing.

3 AEC Group. (2020). *Economic Significance of Independent Schools to the Queensland Economy, 2020 Update*.

Modelling based on 2018 school data and ABS and other agency financial year data to produce estimates for 2017-18. Further modelling by State Electorate. Data includes direct and indirect contributions.

NOTE: Some figures have been rounded and percentages may not add up to 100.

ECONOMIC CONTRIBUTION³

INDEPENDENT SCHOOLS contribute:

- \$88.8m in direct and indirect economic activity
- \$56.4m in wages and salaries
- 590 full-time jobs

INDEPENDENT SCHOOLS provide savings to taxpayers and governments of:

- \$13.7m in recurrent savings
- \$5m in capital savings from parent contributions.

LOCAL MEMBER

Ms Jennifer Howard MP
Australian Labor Party