



LOCATION OF SCHOOLS¹

Shows how many students attend schools located in this Queensland electorate.

SECTOR	NUMBER			PERCENTAGE		
	P-6	7-12	TOTAL	P-6	7-12	TOTAL
INDEPENDENT	900	847	1,747	13.0%	17.0%	14.0%
CATHOLIC	992	1,170	2,161	14.0%	23.0%	18.0%
STATE	5,304	3,033	8,337	74.0%	60.0%	68.0%
TOTAL	7,196	5,050	12,246			

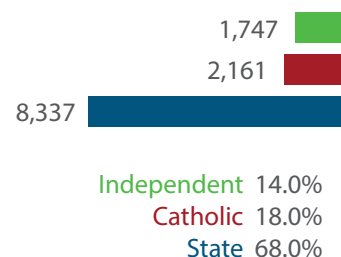
Independent schools and campuses in this electorate

Genesis Christian College: Combined Primary & Secondary

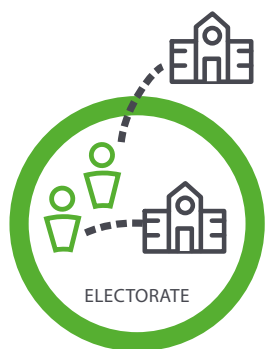
Pinnacle Academic College: Primary

Redwood College: Combined Primary & Secondary

Redwood College (Distance): Combined Primary & Secondary



Total Students, by Sector, Attending Schools Located in this Electorate



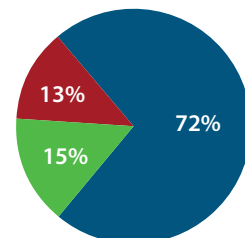
STUDENT PARTICIPATION RATES²

Shows how many students living in this Queensland electorate attend schools either located in this electorate, or in another electorate.

ENROLMENTS:	PRIMARY STUDENTS		SECONDARY STUDENTS		ALL STUDENTS	
	NO.	%	NO.	%	NO.	%
INDEPENDENT	756	13.0%	837	18.0%	1,593	15.0%
CATHOLIC	679	12.0%	737	15.0%	1,416	13.0%
STATE	4,276	75.0%	3,205	67.0%	7,481	72.0%
TOTAL	5,711		4,779		10,490	

Total Students, by Sector, Living in this Electorate

Independent 1,593
Catholic 1,416
State 7,481



DATA SOURCE

1 Fulltime enrolments based on 2022 Non-Government Schools Census (State) February Collection.

2 Participation rates based on 2021 Census of Population and Housing.

3 AEC Group. (2020). *Economic Significance of Independent Schools to the Queensland Economy, 2020 Update*.

Modelling based on 2018 school data and ABS and other agency financial year data to produce estimates for 2017-18. Further modelling by State Electorate. Data includes direct and indirect contributions.

NOTE: Some figures have been rounded and percentages may not add up to 100.

ECONOMIC CONTRIBUTION³

INDEPENDENT SCHOOLS contribute:

- \$52.5m in direct and indirect economic activity
- \$31.7m in wages and salaries
- 376 full-time jobs

INDEPENDENT SCHOOLS provide savings to taxpayers and governments of:

- \$10.2m in recurrent savings
- \$1.2m in capital savings from parent contributions.

LOCAL MEMBER

Mr Shane King MP
Australian Labor Party