



LOCATION OF SCHOOLS¹

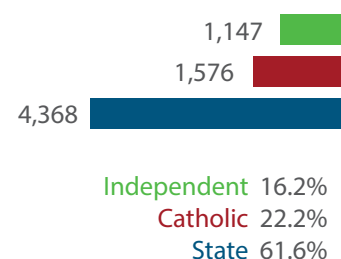
Shows how many students attend schools located in this Queensland electorate.

| SECTOR | NUMBER | | | PERCENTAGE | | |
|-------------|--------|-------|-------|------------|-------|-------|
| | P-6 | 7-12 | TOTAL | P-6 | 7-12 | TOTAL |
| INDEPENDENT | 460 | 687 | 1,147 | 13.3% | 18.9% | 16.2% |
| CATHOLIC | 682 | 894 | 1,576 | 19.8% | 24.6% | 22.2% |
| STATE | 2,311 | 2,057 | 4,368 | 66.9% | 56.5% | 61.6% |
| TOTAL | 3,453 | 3,637 | 7,090 | | | |

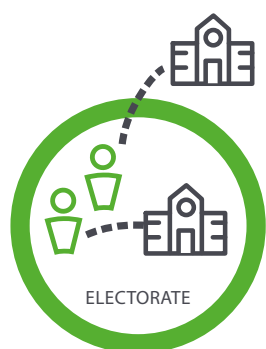
Independent schools and campuses in this electorate

Good Shepherd Lutheran College: Combined Primary & Secondary

Montessori Noosa: Combined Primary & Secondary



Total Students, by Sector, Attending Schools Located in this Electorate



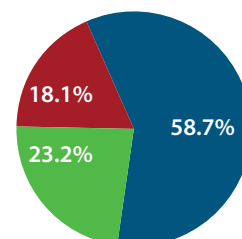
STUDENT PARTICIPATION RATES²

Shows how many students living in this Queensland electorate attend schools either located in this electorate, or in another electorate.

| ENROLMENTS: | PRIMARY STUDENTS | | SECONDARY STUDENTS | | ALL STUDENTS | |
|-------------|------------------|-------|--------------------|-------|--------------|-------|
| | NO. | % | NO. | % | NO. | % |
| INDEPENDENT | 710 | 20.7% | 718 | 26.3% | 1,428 | 23.2% |
| CATHOLIC | 546 | 15.9% | 568 | 20.8% | 1,114 | 18.1% |
| STATE | 2,174 | 63.4% | 1,446 | 52.9% | 3,620 | 58.7% |
| TOTAL | 3,430 | | 2,732 | | 6,162 | |

Total Students, by Sector, Living in this Electorate

Independent 1,428
Catholic 1,114
State 3,620



DATA SOURCE

1 Fulltime enrolments based on 2020 Non-Government Schools Census (State) February Collection.

2 Participation rates based on 2016 Census of Population and Housing.

3 AEC Group. (2020). *Economic Significance of Independent Schools to the Queensland Economy, 2020 Update*.

Modelling based on 2018 school data and ABS and other agency financial year data to produce estimates for 2017-18. Further modelling by State Electorate. Data includes direct and indirect contributions.

NOTE: Some figures have been rounded and percentages may not add up to 100.

ECONOMIC CONTRIBUTION³

INDEPENDENT SCHOOLS contribute:

- \$37.1m in direct and indirect economic activity
- \$22.3m in wages and salaries
- 236 full-time jobs

INDEPENDENT SCHOOLS provide savings to taxpayers and governments of:

- \$7.3m in recurrent savings
- \$2.3m in capital savings from parent contributions.

LOCAL MEMBER
Ms Sandy Bolton MP
Independent