



LOCATION OF SCHOOLS¹

Shows how many students attend schools located in this Queensland electorate.

SECTOR	NUMBER			PERCENTAGE		
	P-6	7-12	TOTAL	P-6	7-12	TOTAL
INDEPENDENT	456	450	906	9.0%	10.0%	9.0%
CATHOLIC	1,004	557	1,561	19.0%	12.0%	16.0%
STATE	3,821	3,665	7,486	72.0%	78.0%	75.0%
TOTAL	5,281	4,672	9,953			

Independent schools and campuses in this electorate

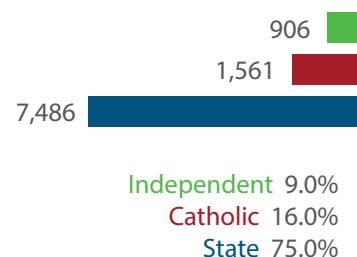
Darlingia Forest School: Approved but not open

Jubilee Christian College: Combined Primary & Secondary

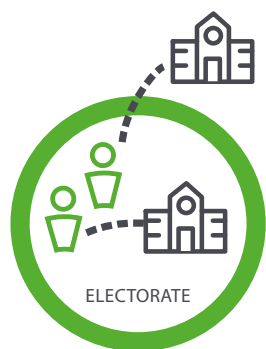
Jubilee Christian College (Distance): Combined Primary & Secondary

Radiant Life College: Combined Primary & Secondary

The Rainforest School: Primary



Total Students, by Sector, Attending Schools Located in this Electorate



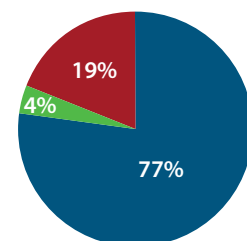
STUDENT PARTICIPATION RATES²

Shows how many students living in this Queensland electorate attend schools either located in this electorate, or in another electorate.

ENROLMENTS:	PRIMARY STUDENTS		SECONDARY STUDENTS		ALL STUDENTS	
	NO.	%	NO.	%	NO.	%
INDEPENDENT	171	4.0%	146	4.0%	317	4.0%
CATHOLIC	865	21.0%	637	18.0%	1,502	19.0%
STATE	3,074	75.0%	2,820	78.0%	5,894	77.0%
TOTAL	4,110		3,603		7,713	

Total Students, by Sector, Living in this Electorate

Independent 317
Catholic 1,502
State 5,894



DATA SOURCE

1 Fulltime enrolments based on 2022 Non-Government Schools Census (State) February Collection.

2 Participation rates based on 2021 Census of Population and Housing.

3 AEC Group. (2020). *Economic Significance of Independent Schools to the Queensland Economy, 2020 Update*.

Modelling based on 2018 school data and ABS and other agency financial year data to produce estimates for 2017-18. Further modelling by State Electorate. Data includes direct and indirect contributions.

NOTE: Some figures have been rounded and percentages may not add up to 100.

ECONOMIC CONTRIBUTION³

INDEPENDENT SCHOOLS contribute:

- \$20.6m in direct and indirect economic activity
- \$12.7m in wages and salaries
- 149 full-time jobs

INDEPENDENT SCHOOLS provide savings to taxpayers and governments of:

- \$6.7m in recurrent savings
- \$0.2m in capital savings from parent contributions.

LOCAL MEMBER

Mr Shane Knuth MP
Katter's Australian Party