

LOCATION OF SCHOOLS¹

Shows how many students attend schools located in this Queensland electorate.



SECTOR	NUMBER			PERCENTAGE		
	P-6	7-12	TOTAL	P-6	7-12	TOTAL
INDEPENDENT	1,954	2385	4,339	22.7%	38.4%	29.3%
CATHOLIC	1,076	815	1,891	12.5%	13.1%	12.8%
STATE	5,567	3009	8,576	64.8%	48.5%	57.9%
TOTAL	8,597	6209	14,806			

Independent schools and campuses in this electorate

Charlotte Mason College: Combined Primary & Secondary; Distance

Grace Lutheran College: Secondary

Living Faith Lutheran Primary School: Primary

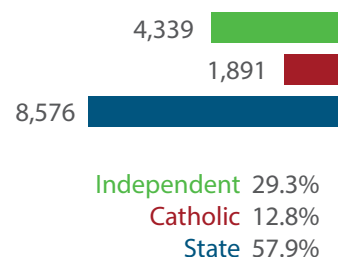
Mueller College: Combined Primary & Secondary

Northpine Christian College: Combined Primary & Secondary

Pinnacle Academic College: Primary; Distance

YMCA Vocational School – Moreton Bay (Mango Hill): Secondary

YMCA Vocational School (Mango Hill): Approved but not open

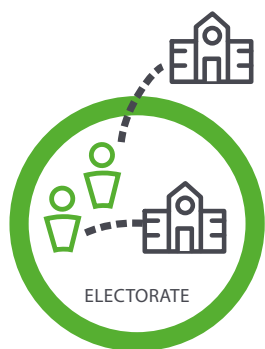


Total Students, by Sector, Attending Schools Located in this Electorate

Independent 29.3%
Catholic 12.8%
State 57.9%

STUDENT PARTICIPATION RATES²

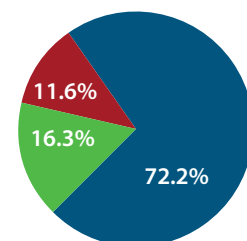
Shows how many students living in this Queensland electorate attend schools either located in this electorate, or in another electorate.



ENROLMENTS:	PRIMARY STUDENTS		SECONDARY STUDENTS		ALL STUDENTS	
	NO.	%	NO.	%	NO.	%
INDEPENDENT	761	14.2%	648	19.7%	1,409	16.3%
CATHOLIC	631	11.7%	374	11.4%	1,005	11.6%
STATE	3,983	74.1%	2,273	69.0%	6,256	72.2%
TOTAL	5,375		3,295		8,670	

Total Students, by Sector, Living in this Electorate

Independent 1,409
Catholic 1,005
State 6,256



DATA SOURCE

1 Fulltime enrolments based on 2020 Non-Government Schools Census (State) February Collection.

2 Participation rates based on 2016 Census of Population and Housing.

3 AEC Group. (2020). *Economic Significance of Independent Schools to the Queensland Economy, 2020 Update*.

Modelling based on 2018 school data and ABS and other agency financial year data to produce estimates for 2017-18. Further modelling by State Electorate. Data includes direct and indirect contributions.

NOTE: Some figures have been rounded and percentages may not add up to 100.

ECONOMIC CONTRIBUTION³

INDEPENDENT SCHOOLS contribute:

- \$140.9m in direct and indirect economic activity
- \$86.3m in wages and salaries
- 1,140 full-time jobs

INDEPENDENT SCHOOLS provide savings to taxpayers and governments of:

- \$28.4m in recurrent savings
- \$4.8m in capital savings from parent contributions.

LOCAL MEMBER

Hon Dr Steven Miles MP
Australian Labor Party