



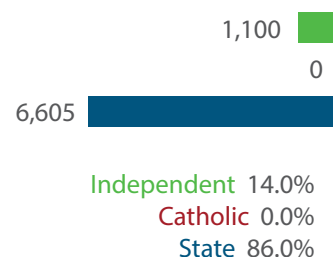
LOCATION OF SCHOOLS¹

Shows how many students attend schools located in this Queensland electorate.

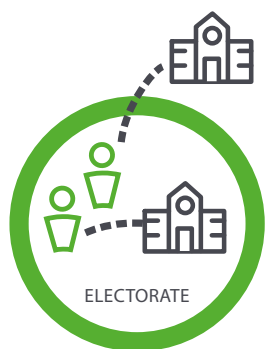
SECTOR	NUMBER			PERCENTAGE		
	P-6	7-12	TOTAL	P-6	7-12	TOTAL
INDEPENDENT	481	619	1,100	12.0%	17.0%	14.0%
CATHOLIC	0	0	0	0.0%	0.0%	0.0%
STATE	3,609	2,996	6,605	88.0%	83.0%	86.0%
TOTAL	4,090	3,615	7,705			

Independent schools and campuses in this electorate

Pacific Lutheran College: Combined Primary & Secondary



Total Students, by Sector, Attending Schools Located in this Electorate



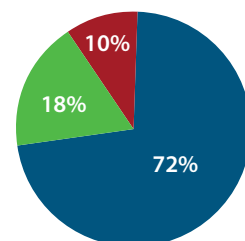
STUDENT PARTICIPATION RATES²

Shows how many students living in this Queensland electorate attend schools either located in this electorate, or in another electorate.

ENROLMENTS:	PRIMARY STUDENTS		SECONDARY STUDENTS		ALL STUDENTS	
	NO.	%	NO.	%	NO.	%
INDEPENDENT	628	15.0%	787	21.0%	1,415	18.0%
CATHOLIC	396	9.0%	393	10.0%	789	10.0%
STATE	3,173	73.0%	2,584	72.0%	5,757	72.0%
TOTAL	4,197		3,764		7,961	

Total Students, by Sector, Living in this Electorate

Independent 1,415
Catholic 789
State 5,757



DATA SOURCE

1 Fulltime enrolments based on 2022 Non-Government Schools Census (State) February Collection.

2 Participation rates based on 2021 Census of Population and Housing.

3 AEC Group. (2020). *Economic Significance of Independent Schools to the Queensland Economy, 2020 Update*.

Modelling based on 2018 school data and ABS and other agency financial year data to produce estimates for 2017-18. Further modelling by State Electorate. Data includes direct and indirect contributions.

NOTE: Some figures have been rounded and percentages may not add up to 100.

ECONOMIC CONTRIBUTION³

INDEPENDENT SCHOOLS contribute:

- \$35.6m in direct and indirect economic activity
- \$21.1m in wages and salaries
- 253 full-time jobs

INDEPENDENT SCHOOLS provide savings to taxpayers and governments of:

- \$6.4m in recurrent savings
- \$2.1m in capital savings from parent contributions.

LOCAL MEMBER

Mr Jarrod Bleijie MP
Liberal National Party of Queensland