



### LOCATION OF SCHOOLS<sup>1</sup>

Shows how many students attend schools located in this Queensland electorate.

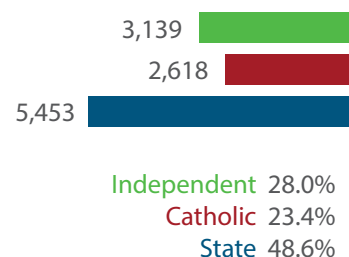
SECTOR	NUMBER			PERCENTAGE		
	P-6	7-12	TOTAL	P-6	7-12	TOTAL
INDEPENDENT	1,034	2,105	3,139	25.2%	29.6%	28.0%
CATHOLIC	994	1,624	2,618	24.2%	22.8%	23.4%
STATE	2,073	3,380	5,453	50.5%	47.5%	48.6%
TOTAL	4,101	7,109	11,210			

#### Independent schools and campuses in this electorate

Anglican Church Grammar School: Combined Primary & Secondary

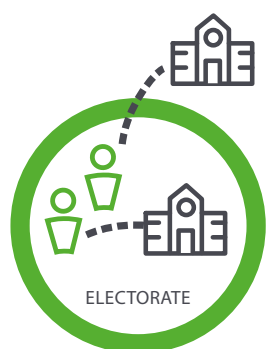
Somerville House: Combined Primary & Secondary

Australian International Islamic College: Primary



**Total Students, by Sector, Attending Schools Located in this Electorate**

Independent 28.0%  
Catholic 23.4%  
State 48.6%



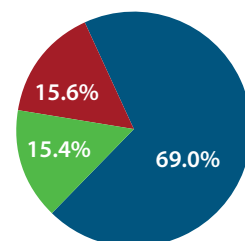
### STUDENT PARTICIPATION RATES<sup>2</sup>

Shows how many students living in this Queensland electorate attend schools either located in this electorate, or in another electorate.

ENROLMENTS:	PRIMARY STUDENTS		SECONDARY STUDENTS		ALL STUDENTS	
	NO.	%	NO.	%	NO.	%
INDEPENDENT	127	6.6%	478	23.8%	605	15.4%
CATHOLIC	401	20.9%	211	10.5%	612	15.6%
STATE	1,387	72.4%	1,323	65.8%	2,710	69.0%
TOTAL	1,915		2,012		3,927	

#### Total Students, by Sector, Living in this Electorate

Independent 605  
Catholic 612  
State 2,710



#### DATA SOURCE

1 Fulltime enrolments based on 2020 Non-Government Schools Census (State) February Collection.

2 Participation rates based on 2016 Census of Population and Housing.

3 AEC Group. (2020). *Economic Significance of Independent Schools to the Queensland Economy, 2020 Update*.

Modelling based on 2018 school data and ABS and other agency financial year data to produce estimates for 2017-18. Further modelling by State Electorate. Data includes direct and indirect contributions.

NOTE: Some figures have been rounded and percentages may not add up to 100.

### ECONOMIC CONTRIBUTION<sup>3</sup>

#### INDEPENDENT SCHOOLS contribute:

- \$161.3m in direct and indirect economic activity
- \$104.1m in wages and salaries
- 989 full-time jobs

#### INDEPENDENT SCHOOLS provide savings to taxpayers and governments of:

- \$21.1m in recurrent savings
- \$9.7m in capital savings from parent contributions.

**LOCAL MEMBER**  
Dr Amy MacMahon MP  
Queensland Greens