

### LOCATION OF SCHOOLS<sup>1</sup>

Shows how many students attend schools located in this Queensland electorate.



SECTOR	NUMBER		
	P-6	7-12	TOTAL
INDEPENDENT	2,016	2,147	<b>4,163</b>
CATHOLIC	430	394	<b>824</b>
STATE	4,306	1,452	<b>5,758</b>
TOTAL	6,752	3,993	<b>10,745</b>

SECTOR	PERCENTAGE		
	P-6	7-12	TOTAL
INDEPENDENT	30.0%	54.0%	<b>39.0%</b>
CATHOLIC	6.0%	10.0%	<b>8.0%</b>
STATE	64.0%	36.0%	<b>54.0%</b>

#### Independent schools and campuses in this electorate

**Coolum Beach Christian College:** Combined Primary & Secondary

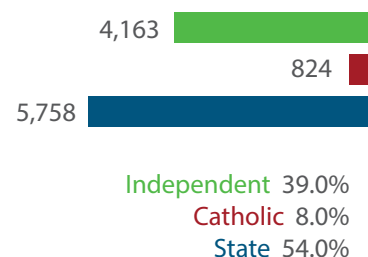
**Montessori International College:** Combined Primary & Secondary

**Noosa Pengari Steiner School:** Combined Primary & Secondary

**Peregian Beach Community College:** Combined Primary & Secondary

**St Andrew's Anglican College:** Combined Primary & Secondary

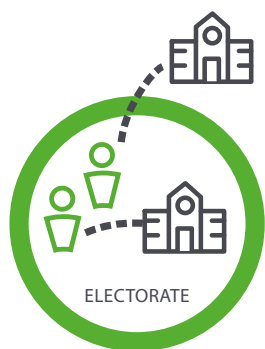
**Sunshine Coast Grammar School:** Combined Primary & Secondary



**Total Students, by Sector, Attending Schools Located in this Electorate**

### STUDENT PARTICIPATION RATES<sup>2</sup>

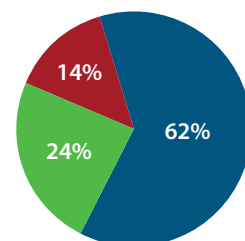
Shows how many students living in this Queensland electorate attend schools either located in this electorate, or in another electorate.



ENROLMENTS:	PRIMARY STUDENTS		SECONDARY STUDENTS		ALL STUDENTS		
	SECTOR	NO.	%	NO.	%	NO.	%
INDEPENDENT		1,014	20.0%	1,224	30.0%	2,338	24.0%
CATHOLIC		610	12.0%	725	17.0%	1,335	14.0%
STATE		3,559	68.0%	2,199	53.0%	5,758	62.0%
TOTAL		5,183		4,148		9,331	

#### Total Students, by Sector, Living in this Electorate

Independent 2,338  
 Catholic 1,335  
 State 5,758



#### DATA SOURCE

1 Fulltime enrolments based on 2022 Non-Government Schools Census (State) February Collection.

2 Participation rates based on 2021 Census of Population and Housing.

3 AEC Group. (2020). *Economic Significance of Independent Schools to the Queensland Economy, 2020 Update*.

Modelling based on 2018 school data and ABS and other agency financial year data to produce estimates for 2017-18. Further modelling by State Electorate. Data includes direct and indirect contributions.

NOTE: Some figures have been rounded and percentages may not add up to 100.

### ECONOMIC CONTRIBUTION<sup>3</sup>

#### INDEPENDENT SCHOOLS contribute:

- \$155.8m in direct and indirect economic activity
- \$92.3m in wages and salaries
- 1,132 full-time jobs

#### INDEPENDENT SCHOOLS provide savings to taxpayers and governments of:

- \$24.7m in recurrent savings
- \$10.9m in capital savings from parent contributions.

**LOCAL MEMBER**  
Mr Dan Purdie MP  
Liberal National Party of Queensland