



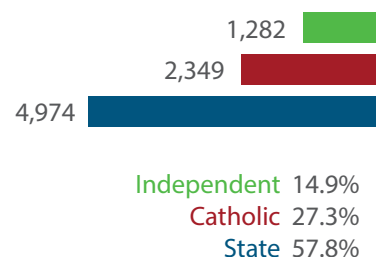
LOCATION OF SCHOOLS¹

Shows how many students attend schools located in this Queensland electorate.

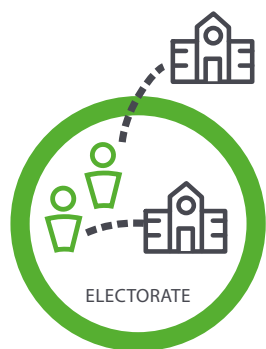
SECTOR	NUMBER			PERCENTAGE		
	P-6	7-12	TOTAL	P-6	7-12	TOTAL
INDEPENDENT	588	694	1,282	15.0%	14.8%	14.9%
CATHOLIC	1,015	1,334	2,349	25.8%	28.5%	27.3%
STATE	2,325	2,649	4,974	59.2%	56.6%	57.8%
TOTAL	3,928	4,677	8,605			

Independent schools and campuses in this electorate

St Andrew's Lutheran College: Combined Primary & Secondary



Total Students, by Sector, Attending Schools Located in this Electorate



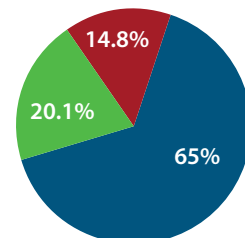
STUDENT PARTICIPATION RATES²

Shows how many students living in this Queensland electorate attend schools either located in this electorate, or in another electorate.

ENROLMENTS:	PRIMARY STUDENTS		SECONDARY STUDENTS		ALL STUDENTS	
	NO.	%	NO.	%	NO.	%
INDEPENDENT	661	17.7%	629	23.4%	1,290	20.1%
CATHOLIC	523	14.0%	428	15.9%	951	14.8%
STATE	2,541	68.2%	1,629	60.6%	4,170	65.0%
TOTAL	3,725		2,686		6,411	

Total Students, by Sector, Living in this Electorate

Independent 1,290
Catholic 951
State 4,170



DATA SOURCE

1 Fulltime enrolments based on 2020 Non-Government Schools Census (State) February Collection.

2 Participation rates based on 2016 Census of Population and Housing.

3 AEC Group. (2020). *Economic Significance of Independent Schools to the Queensland Economy, 2020 Update*.

Modelling based on 2018 school data and ABS and other agency financial year data to produce estimates for 2017-18. Further modelling by State Electorate. Data includes direct and indirect contributions.

NOTE: Some figures have been rounded and percentages may not add up to 100.

ECONOMIC CONTRIBUTION³

INDEPENDENT SCHOOLS contribute:

- \$56.4m in direct and indirect economic activity
- \$31.1m in wages and salaries
- 374 full-time jobs

INDEPENDENT SCHOOLS provide savings to taxpayers and governments of:

- \$8.3m in recurrent savings
- \$3.5m in capital savings from parent contributions.

LOCAL MEMBER

Mr Michael Hart MP
Liberal National Party of Queensland