



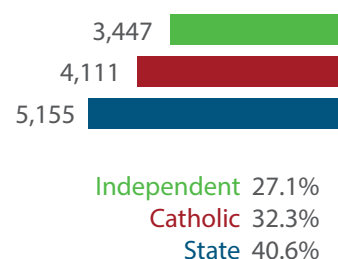
LOCATION OF SCHOOLS¹

Shows how many students attend schools located in this Queensland electorate.

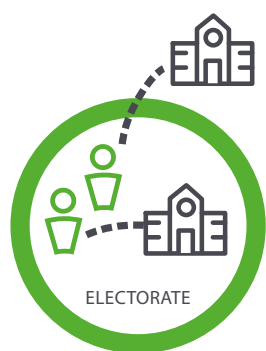
SECTOR	NUMBER			PERCENTAGE		
	P-6	7-12	TOTAL	P-6	7-12	TOTAL
INDEPENDENT	236	3211	3,447	8.2%	32.7%	27.1%
CATHOLIC	707	3403	4,111	24.5%	34.6%	32.3%
STATE	1,941	3214	5,155	67.3%	32.7%	40.6%
TOTAL	2,885	9828	12,713			

Independent schools and campuses in this electorate

- Angelorum College: Combined Primary & Secondary
- Angelorum College (Distance): Combined Primary & Secondary
- Arethusa College (Spring Hill Campus): Secondary
- Brisbane Girls Grammar School: Secondary
- Brisbane Grammar School: Combined Primary & Secondary
- IES College (Spring Hill): Secondary
- Music Industry College: Secondary



Total Students, by Sector, Attending Schools Located in this Electorate



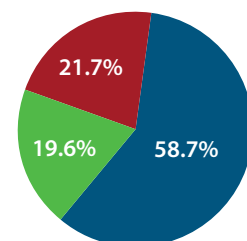
STUDENT PARTICIPATION RATES²

Shows how many students living in this Queensland electorate attend schools either located in this electorate, or in another electorate.

ENROLMENTS:	PRIMARY STUDENTS		SECONDARY STUDENTS		ALL STUDENTS	
	NO.	%	NO.	%	NO.	%
INDEPENDENT	83	6.4%	365	37.2%	448	19.6%
CATHOLIC	291	22.3%	204	20.8%	495	21.7%
STATE	929	71.3%	412	42.0%	1,341	58.7%
TOTAL	1,303		981		2,284	

Total Students, by Sector, Living in this Electorate

Independent 448
Catholic 495
State 1,341



DATA SOURCE

1 Fulltime enrolments based on 2020 Non-Government Schools Census (State) February Collection.

2 Participation rates based on 2016 Census of Population and Housing.

3 AEC Group. (2020). *Economic Significance of Independent Schools to the Queensland Economy, 2020 Update*.

Modelling based on 2018 school data and ABS and other agency financial year data to produce estimates for 2017-18. Further modelling by State Electorate. Data includes direct and indirect contributions.

NOTE: Some figures have been rounded and percentages may not add up to 100.

ECONOMIC CONTRIBUTION³

INDEPENDENT SCHOOLS contribute:

- \$214.4m in direct and indirect economic activity
- \$131m in wages and salaries
- 1,118 full-time jobs

INDEPENDENT SCHOOLS provide savings to taxpayers and governments of:

- \$21.8m in recurrent savings
- \$7.5m in capital savings from parent contributions.