



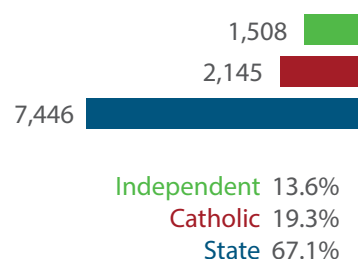
LOCATION OF SCHOOLS¹

Shows how many students attend schools located in this Queensland electorate.

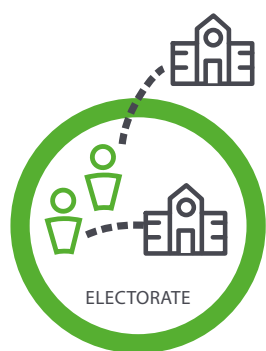
SECTOR	NUMBER			PERCENTAGE		
	P-6	7-12	TOTAL	P-6	7-12	TOTAL
INDEPENDENT	771	737	1,508	13.9%	13.3%	13.6%
CATHOLIC	1,071	1074	2,145	19.3%	19.4%	19.3%
STATE	3,715	3731	7,446	66.9%	67.3%	67.1%
TOTAL	5,557	5542	11,099			

Independent schools and campuses in this electorate

- Concordia Lutheran College (Hume St Campus):** Primary
- Concordia Lutheran College (Stephen St Campus):** Secondary
- Concordia Lutheran College (Warwick St Campus):** Primary
- Darling Downs Christian School:** Combined Primary & Secondary
- Highlands Christian College:** Combined Primary & Secondary
- Maridahdi Early Childhood Community School:** Primary
- OneSchool Global QLD:** Combined Primary & Secondary



Total Students, by Sector, Attending Schools Located in this Electorate



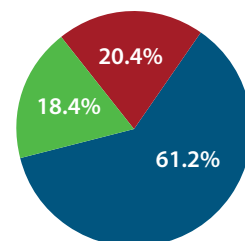
STUDENT PARTICIPATION RATES²

Shows how many students living in this Queensland electorate attend schools either located in this electorate, or in another electorate.

ENROLMENTS:	PRIMARY STUDENTS		SECONDARY STUDENTS		ALL STUDENTS	
	NO.	%	NO.	%	NO.	%
INDEPENDENT	725	15.7%	770	21.9%	1,495	18.4%
CATHOLIC	859	18.6%	803	22.8%	1,662	20.4%
STATE	3,045	65.8%	1,945	55.3%	4,990	61.2%
TOTAL	4,629		3,518		8,147	

Total Students, by Sector, Living in this Electorate

Independent 1,495
Catholic 1,662
State 4,990



DATA SOURCE

1 Fulltime enrolments based on 2020 Non-Government Schools Census (State) February Collection.

2 Participation rates based on 2016 Census of Population and Housing.

3 AEC Group. (2020). *Economic Significance of Independent Schools to the Queensland Economy, 2020 Update*.

Modelling based on 2018 school data and ABS and other agency financial year data to produce estimates for 2017-18. Further modelling by State Electorate. Data includes direct and indirect contributions.

NOTE: Some figures have been rounded and percentages may not add up to 100.

ECONOMIC CONTRIBUTION³

INDEPENDENT SCHOOLS contribute:

- \$46.2m in direct and indirect economic activity
- \$30.7m in wages and salaries
- 342 full-time jobs

INDEPENDENT SCHOOLS provide savings to taxpayers and governments of:

- \$9.8m in recurrent savings
- \$1.7m in capital savings from parent contributions.

LOCAL MEMBER

Mr David Janetzki MP
Liberal National Party of Queensland