



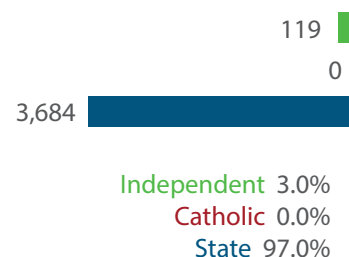
LOCATION OF SCHOOLS¹

Shows how many students attend schools located in this Queensland electorate.

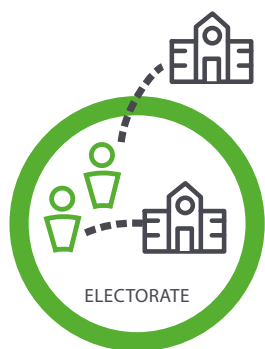
SECTOR	NUMBER			PERCENTAGE		
	P-6	7-12	TOTAL	P-6	7-12	TOTAL
INDEPENDENT	119	0	119	4.0%	0.00%	3.0%
CATHOLIC	0	0	0	0.0%	0.0%	0.0%
STATE	2,798	886	3,684	96.0%	100.0%	97.0%
TOTAL	2,917	886	3,803			

Independent schools and campuses in this electorate

The River School: Primary



Total Students, by Sector, Attending Schools Located in this Electorate



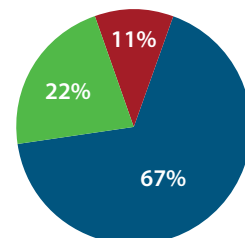
STUDENT PARTICIPATION RATES²

Shows how many students living in this Queensland electorate attend schools either located in this electorate, or in another electorate.

ENROLMENTS:	PRIMARY STUDENTS		SECONDARY STUDENTS		ALL STUDENTS	
	NO.	%	NO.	%	NO.	%
INDEPENDENT	763	22.0%	799	24.0%	1,562	22.0%
CATHOLIC	290	8.0%	472	14.0%	762	11.0%
STATE	2,641	71.0%	2,036	62.0%	4,677	67.0%
TOTAL	3,694		3,307		7,001	

Total Students, by Sector, Living in this Electorate

Independent 1,562
Catholic 762
State 4,677



DATA SOURCE

1 Fulltime enrolments based on 2022 Non-Government Schools Census (State) February Collection.

2 Participation rates based on 2021 Census of Population and Housing.

3 AEC Group. (2020). *Economic Significance of Independent Schools to the Queensland Economy, 2020 Update*.

Modelling based on 2018 school data and ABS and other agency financial year data to produce estimates for 2017-18. Further modelling by State Electorate. Data includes direct and indirect contributions.

NOTE: Some figures have been rounded and percentages may not add up to 100.

ECONOMIC CONTRIBUTION³

INDEPENDENT SCHOOLS contribute:

- \$4.5m in direct and indirect economic activity
- \$2.8m in wages and salaries
- 35 full-time jobs

INDEPENDENT SCHOOLS provide savings to taxpayers and governments of:

- \$0.8m in recurrent savings
- \$0m in capital savings from parent contributions.

LOCAL MEMBER

Mr Andrew Powell MP
Liberal National Party of Queensland