



LOCATION OF SCHOOLS¹

Shows how many students attend schools located in this Queensland electorate.

SECTOR	NUMBER			PERCENTAGE		
	P-6	7-12	TOTAL	P-6	7-12	TOTAL
INDEPENDENT	1,359	1,249	2,608	28.0%	28.0%	28.0%
CATHOLIC	1,033	0	1,033	21.0%	0.0%	11.0%
STATE	2,432	3,159	5,591	50.0%	72.0%	61.0%
TOTAL	4,824	4,408	9,232			

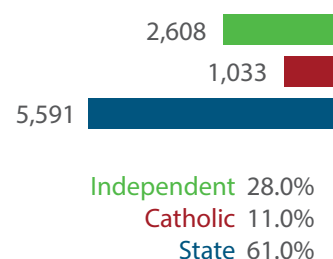
Independent schools and campuses in this electorate

Australian International Islamic College: Combined Primary & Secondary

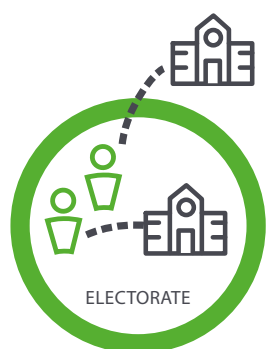
Emmanuel College: Combined Primary & Secondary

Josiah College: Combined Primary & Secondary

Silkwood School: Combined Primary & Secondary



Total Students, by Sector, Attending Schools Located in this Electorate



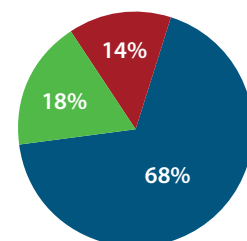
STUDENT PARTICIPATION RATES²

Shows how many students living in this Queensland electorate attend schools either located in this electorate, or in another electorate.

ENROLMENTS:	PRIMARY STUDENTS		SECONDARY STUDENTS		ALL STUDENTS	
	NO.	%	NO.	%	NO.	%
INDEPENDENT	651	15.0%	715	21.0%	1,366	18.0%
CATHOLIC	635	15.0%	445	13.0%	1,080	14.0%
STATE	2,944	70.0%	2,290	66.0%	5,234	68.0%
TOTAL	4,230		3,462		7,680	

Total Students, by Sector, Living in this Electorate

Independent 1,366
Catholic 1,080
State 5,234



DATA SOURCE

1 Fulltime enrolments based on 2022 Non-Government Schools Census (State) February Collection.

2 Participation rates based on 2021 Census of Population and Housing.

3 AEC Group. (2020). *Economic Significance of Independent Schools to the Queensland Economy, 2020 Update*.

Modelling based on 2018 school data and ABS and other agency financial year data to produce estimates for 2017-18. Further modelling by State Electorate. Data includes direct and indirect contributions.

NOTE: Some figures have been rounded and percentages may not add up to 100.

ECONOMIC CONTRIBUTION³

INDEPENDENT SCHOOLS contribute:

- \$94.3m in direct and indirect economic activity
- \$52.7m in wages and salaries
- 642 full-time jobs

INDEPENDENT SCHOOLS provide savings to taxpayers and governments of:

- \$15.2m in recurrent savings
- \$3.2m in capital savings from parent contributions.

LOCAL MEMBER
Ms Meaghan Scanlon MP
Australian Labor Party