



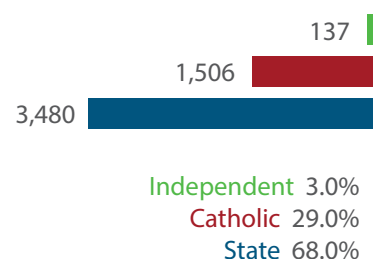
### LOCATION OF SCHOOLS<sup>1</sup>

Shows how many students attend schools located in this Queensland electorate.

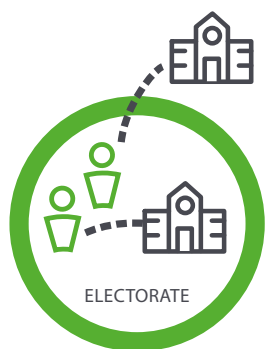
SECTOR	NUMBER			PERCENTAGE		
	P-6	7-12	TOTAL	P-6	7-12	TOTAL
INDEPENDENT	47	90	<b>137</b>	1.0%	9.0%	<b>3.0%</b>
CATHOLIC	640	866	<b>1,506</b>	15.0%	91.0%	<b>29.0%</b>
STATE	3,480	0	<b>3,480</b>	84.0%	0.0%	<b>68.0%</b>
TOTAL	4,167	956	<b>5,123</b>			

### Independent schools and campuses in this electorate

OneSchool Global QLD: Combined Primary & Secondary



**Total Students, by Sector, Attending Schools Located in this Electorate**



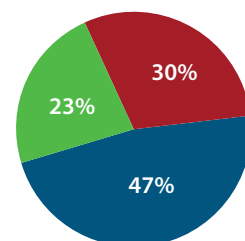
### STUDENT PARTICIPATION RATES<sup>2</sup>

Shows how many students living in this Queensland electorate attend schools either located in this electorate, or in another electorate.

ENROLMENTS:	PRIMARY STUDENTS		SECONDARY STUDENTS		ALL STUDENTS	
	NO.	%	NO.	%	NO.	%
INDEPENDENT	797	17.0%	1,210	30.0%	2,007	23.0%
CATHOLIC	1,172	24.0%	1,478	37.0%	2,650	30.0%
STATE	2,843	59.0%	1,295	33.0%	4,138	47.0%
TOTAL	4,812		3,983		8,795	

### Total Students, by Sector, Living in this Electorate

Independent 2,007  
Catholic 2,650  
State 4,138



#### DATA SOURCE

1 Fulltime enrolments based on 2022 Non-Government Schools Census (State) February Collection.

2 Participation rates based on 2021 Census of Population and Housing.

3 AEC Group. (2020). *Economic Significance of Independent Schools to the Queensland Economy, 2020 Update*.

Modelling based on 2018 school data and ABS and other agency financial year data to produce estimates for 2017-18. Further modelling by State Electorate. Data includes direct and indirect contributions.

NOTE: Some figures have been rounded and percentages may not add up to 100.

### ECONOMIC CONTRIBUTION<sup>3</sup>

#### INDEPENDENT SCHOOLS contribute:

- \$7.1m in direct and indirect economic activity
- \$4m in wages and salaries
- 47 full-time jobs

#### INDEPENDENT SCHOOLS provide savings to taxpayers and governments of:

- \$1.1m in recurrent savings
- \$0.2m in capital savings from parent contributions.

#### LOCAL MEMBER

Mr Steve Minnikin MP  
Liberal National Party of Queensland