



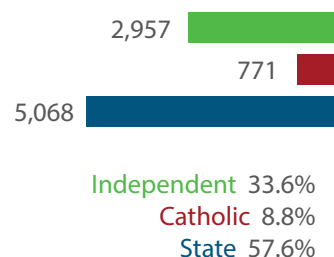
### LOCATION OF SCHOOLS<sup>1</sup>

Shows how many students attend schools located in this Queensland electorate.

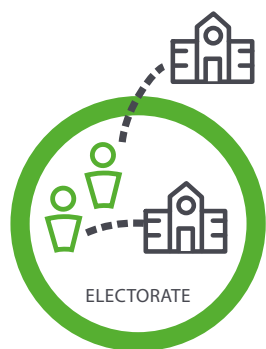
SECTOR	NUMBER			PERCENTAGE		
	P-6	7-12	TOTAL	P-6	7-12	TOTAL
INDEPENDENT	1,081	1876	2,957	28.4%	37.6%	33.6%
CATHOLIC	771	0	771	20.2%	0.0%	8.8%
STATE	1,958	3110	5,068	51.4%	62.4%	57.6%
TOTAL	3,810	4986	8,796			

#### Independent schools and campuses in this electorate

Australian Industry Trade College – Redlands: Secondary  
Ormiston College: Combined Primary & Secondary  
Redlands College: Combined Primary & Secondary



**Total Students, by Sector, Attending Schools Located in this Electorate**



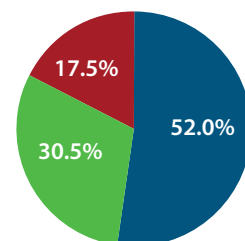
### STUDENT PARTICIPATION RATES<sup>2</sup>

Shows how many students living in this Queensland electorate attend schools either located in this electorate, or in another electorate.

ENROLMENTS:	PRIMARY STUDENTS		SECONDARY STUDENTS		ALL STUDENTS	
	NO.	%	NO.	%	NO.	%
INDEPENDENT	789	22.8%	1,244	38.8%	2,033	30.5%
CATHOLIC	609	17.6%	557	17.4%	1,166	17.5%
STATE	2,061	59.6%	1,407	43.9%	3,468	52.0%
TOTAL	3,459		3,208		6,667	

#### Total Students, by Sector, Living in this Electorate

Independent 2,033  
Catholic 1,166  
State 3,468



#### DATA SOURCE

1 Fulltime enrolments based on 2020 Non-Government Schools Census (State) February Collection.

2 Participation rates based on 2016 Census of Population and Housing.

3 AEC Group. (2020). *Economic Significance of Independent Schools to the Queensland Economy, 2020 Update*.

Modelling based on 2018 school data and ABS and other agency financial year data to produce estimates for 2017-18. Further modelling by State Electorate. Data includes direct and indirect contributions.

NOTE: Some figures have been rounded and percentages may not add up to 100.

### ECONOMIC CONTRIBUTION<sup>3</sup>

#### INDEPENDENT SCHOOLS contribute:

- \$140.4m in direct and indirect economic activity
- \$82m in wages and salaries
- 860 full-time jobs

#### INDEPENDENT SCHOOLS provide savings to taxpayers and governments of:

- \$19.3m in recurrent savings
- \$9.1m in capital savings from parent contributions.

**LOCAL MEMBER**  
Dr Mark Robinson MP  
Liberal National Party of Queensland