



LOCATION OF SCHOOLS¹

Shows how many students attend schools located in this Queensland electorate.

SECTOR	NUMBER			PERCENTAGE		
	P-6	7-12	TOTAL	P-6	7-12	TOTAL
INDEPENDENT	1,148	2737	3,885	16.8%	31.9%	25.2%
CATHOLIC	843	2456	3,299	12.4%	28.6%	21.4%
STATE	4,833	3398	8,231	70.8%	39.6%	53.4%
TOTAL	6,824	8591	15,415			

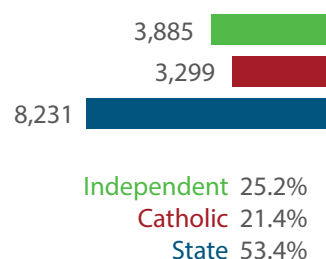
Independent schools and campuses in this electorate

Brisbane Boys' College: Combined Primary & Secondary

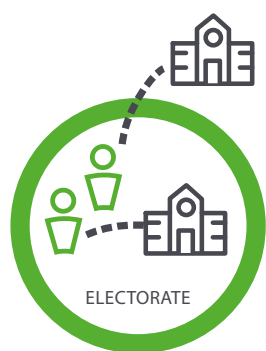
Brisbane Montessori School: Combined Primary & Secondary

St Peters Lutheran College: Combined Primary & Secondary

The Glenleighden School: Combined Primary & Secondary



Total Students, by Sector, Attending Schools Located in this Electorate



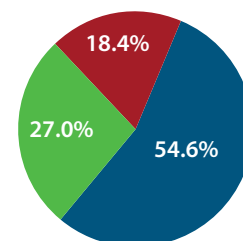
STUDENT PARTICIPATION RATES²

Shows how many students living in this Queensland electorate attend schools either located in this electorate, or in another electorate.

ENROLMENTS: SECTOR	PRIMARY STUDENTS		SECONDARY STUDENTS		ALL STUDENTS	
	NO.	%	NO.	%	NO.	%
INDEPENDENT	397	11.5%	1,308	45.9%	1,705	27.0%
CATHOLIC	450	13.0%	713	25.0%	1,163	18.4%
STATE	2,617	75.5%	826	29.0%	3,443	54.6%
TOTAL	3,464		2,847		6,311	

Total Students, by Sector, Living in this Electorate

Independent 1,705
Catholic 1,163
State 3,443



DATA SOURCE

1 Fulltime enrolments based on 2020 Non-Government Schools Census (State) February Collection.

2 Participation rates based on 2016 Census of Population and Housing.

3 AEC Group. (2020). *Economic Significance of Independent Schools to the Queensland Economy, 2020 Update*.

Modelling based on 2018 school data and ABS and other agency financial year data to produce estimates for 2017-18. Further modelling by State Electorate. Data includes direct and indirect contributions.

NOTE: Some figures have been rounded and percentages may not add up to 100.

ECONOMIC CONTRIBUTION³

INDEPENDENT SCHOOLS contribute:

- \$174.3m in direct and indirect economic activity
- \$115.3m in wages and salaries
- 1,128 full-time jobs

INDEPENDENT SCHOOLS provide savings to taxpayers and governments of:

- \$25.3m in recurrent savings
- \$6.5m in capital savings from parent contributions.

LOCAL MEMBER

Mr Michael Berkman MP
Queensland Greens