



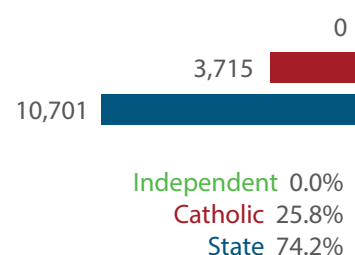
### LOCATION OF SCHOOLS<sup>1</sup>

Shows how many students attend schools located in this Queensland electorate.

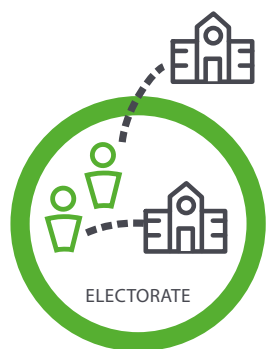
SECTOR	NUMBER		
	P-6	7-12	TOTAL
INDEPENDENT	0	0	0
CATHOLIC	1,818	1,897	3,715
STATE	3,577	7,124	10,701
TOTAL	5,395	9,021	14,416

SECTOR	PERCENTAGE		
	P-6	7-12	TOTAL
INDEPENDENT	0.0%	0.0%	0.0%
CATHOLIC	33.7%	21.0%	25.8%
STATE	66.3%	79.0%	74.2%

There are no independent schools or campuses in this electorate



**Total Students, by Sector, Attending Schools Located in this Electorate**



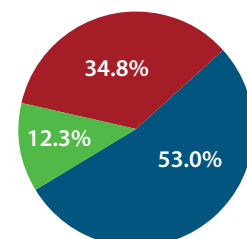
### STUDENT PARTICIPATION RATES<sup>2</sup>

Shows how many students living in this Queensland electorate attend schools either located in this electorate, or in another electorate.

ENROLMENTS:	PRIMARY STUDENTS		SECONDARY STUDENTS		ALL STUDENTS	
	NO.	%	NO.	%	NO.	%
INDEPENDENT	283	7.8%	477	18.6%	760	12.3%
CATHOLIC	1,092	30.0%	1,065	41.5%	2,157	34.8%
STATE	2,260	62.2%	1,023	39.9%	3,283	53.0%
TOTAL	3,635		2,565		6,200	

**Total Students, by Sector, Living in this Electorate**

Independent 760  
Catholic 2,157  
State 3,283



#### DATA SOURCE

<sup>1</sup> Fulltime enrolments based on 2020 Non-Government Schools Census (State) February Collection.

<sup>2</sup> Participation rates based on 2016 Census of Population and Housing.

NOTE: Some figures have been rounded and percentages may not add up to 100.

**LOCAL MEMBER**

Mr Joe Kelly MP

Australian Labor Party