

### LOCATION OF SCHOOLS<sup>1</sup>

Shows how many students attend schools located in this Queensland electorate.

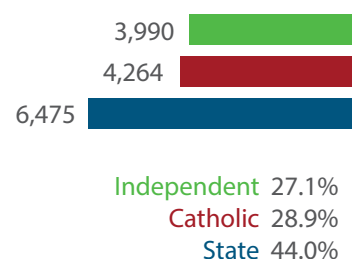


SECTOR	NUMBER		
	P-6	7-12	TOTAL
INDEPENDENT	1,319	2671	<b>3,990</b>
CATHOLIC	1,916	2348	<b>4,264</b>
STATE	3,675	2800	<b>6,475</b>
TOTAL	6,910	7819	<b>14,729</b>

SECTOR	PERCENTAGE		
	P-6	7-12	TOTAL
INDEPENDENT	19.1%	34.2%	<b>27.1%</b>
CATHOLIC	27.7%	30.0%	<b>28.9%</b>
STATE	53.2%	35.8%	<b>44.0%</b>

### Independent schools and campuses in this electorate

- Australian Industry Trade College – Toowoomba:** Secondary
- Fairholme College:** Combined Primary & Secondary
- The Glennie School:** Combined Primary & Secondary
- Toowoomba Anglican College:** Combined Primary & Secondary
- Toowoomba Christian College:** Combined Primary & Secondary
- Toowoomba Grammar School:** Combined Primary & Secondary

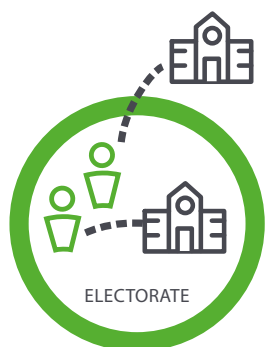


**Total Students, by Sector, Attending Schools Located in this Electorate**

Independent 27.1%  
Catholic 28.9%  
State 44.0%

### STUDENT PARTICIPATION RATES<sup>2</sup>

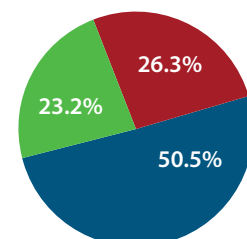
Shows how many students living in this Queensland electorate attend schools either located in this electorate, or in another electorate.



ENROLMENTS:	PRIMARY STUDENTS		SECONDARY STUDENTS		ALL STUDENTS	
	NO.	%	NO.	%	NO.	%
INDEPENDENT	763	17.9%	1,082	29.3%	1,845	23.2%
CATHOLIC	1,047	24.5%	1,048	28.4%	2,095	26.3%
STATE	2,455	57.6%	1,562	42.3%	4,017	50.5%
TOTAL	4,265		3,692		7,957	

### Total Students, by Sector, Living in this Electorate

Independent 1,845  
Catholic 2,095  
State 4,017



#### DATA SOURCE

1 Fulltime enrolments based on 2020 Non-Government Schools Census (State) February Collection.

2 Participation rates based on 2016 Census of Population and Housing.

3 AEC Group. (2020). *Economic Significance of Independent Schools to the Queensland Economy, 2020 Update*.

Modelling based on 2018 school data and ABS and other agency financial year data to produce estimates for 2017-18. Further modelling by State Electorate. Data includes direct and indirect contributions.

NOTE: Some figures have been rounded and percentages may not add up to 100.

### ECONOMIC CONTRIBUTION<sup>3</sup>

#### INDEPENDENT SCHOOLS contribute:

- \$131.7m in direct and indirect economic activity
- \$84.9m in wages and salaries
- 897 full-time jobs

#### INDEPENDENT SCHOOLS provide savings to taxpayers and governments of:

- \$25.9m in recurrent savings
- \$6.6m in capital savings from parent contributions.

**LOCAL MEMBER**  
Mr Trevor Watts MP  
Liberal National Party of Queensland