



LOCATION OF SCHOOLS¹

Shows how many students attend schools located in this Queensland electorate.

SECTOR	NUMBER			PERCENTAGE		
	P-6	7-12	TOTAL	P-6	7-12	TOTAL
INDEPENDENT	3,076	2,658	5,734	26.0%	34.0%	29.0%
CATHOLIC	1,373	1,273	2,646	12.0%	16.0%	14.0%
STATE	7,208	3,991	11,199	62.0%	50.0%	57.0%
TOTAL	11,657	7,922	19,579			

Independent schools and campuses in this electorate

Coomera Anglican College: Combined Primary & Secondary

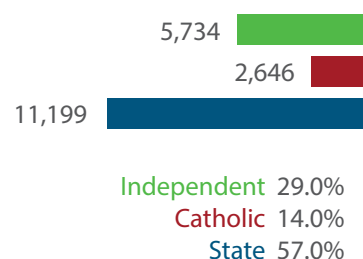
King's Christian College: Combined Primary & Secondary

Livingstone Christian College: Combined Primary & Secondary

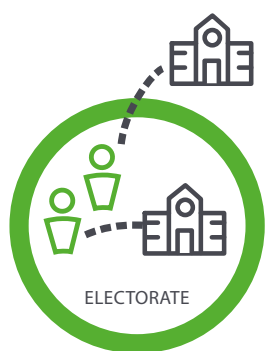
Lutheran Ormeau Rivers District School: Combined Primary & Secondary

Rivermount College: Combined Primary & Secondary

Toogoolawa School: Combined Primary & Secondary



Total Students, by Sector, Attending Schools Located in this Electorate



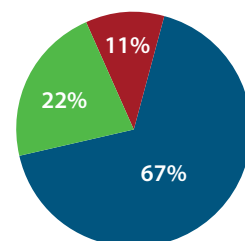
STUDENT PARTICIPATION RATES²

Shows how many students living in this Queensland electorate attend schools either located in this electorate, or in another electorate.

ENROLMENTS:	PRIMARY STUDENTS		SECONDARY STUDENTS		ALL STUDENTS	
	NO.	%	NO.	%	NO.	%
INDEPENDENT	1,931	20.0%	1,697	25.0%	3,628	22.0%
CATHOLIC	1,021	11.0%	794	12.0%	1,815	11.0%
STATE	6,485	67.0%	4,832	63.0%	10,867	67.0%
TOTAL	9,437		6,873		16,310	

Total Students, by Sector, Living in this Electorate

Independent 3,628
Catholic 1,815
State 10,867



DATA SOURCE

1 Fulltime enrolments based on 2022 Non-Government Schools Census (State) February Collection.

2 Participation rates based on 2021 Census of Population and Housing.

3 AEC Group. (2020). *Economic Significance of Independent Schools to the Queensland Economy, 2020 Update*.

Modelling based on 2018 school data and ABS and other agency financial year data to produce estimates for 2017-18. Further modelling by State Electorate. Data includes direct and indirect contributions.

NOTE: Some figures have been rounded and percentages may not add up to 100.

ECONOMIC CONTRIBUTION³

INDEPENDENT SCHOOLS contribute:

- \$165.4m in direct and indirect economic activity
- \$98.4m in wages and salaries
- 1,626 full-time jobs

INDEPENDENT SCHOOLS provide savings to taxpayers and governments of:

- \$30.3m in recurrent savings
- \$8.8m in capital savings from parent contributions.

LOCAL MEMBER

Mr Michael Crandon MP
Liberal National Party of Queensland