



LOCATION OF SCHOOLS¹

Shows how many students attend schools located in this Queensland electorate.

SECTOR	NUMBER			PERCENTAGE		
	P-6	7-12	TOTAL	P-6	7-12	TOTAL
INDEPENDENT	861	762	1,623	18.0%	19.2%	18.5%
CATHOLIC	930	895	1,825	19.5%	22.5%	20.8%
STATE	2,989	2,318	5,307	62.5%	58.3%	60.6%
TOTAL	4,780	3,975	8,755			

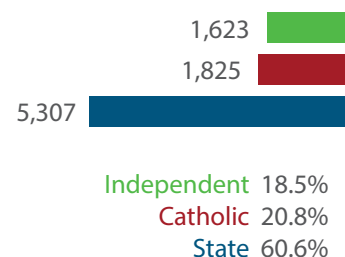
Independent schools and campuses in this electorate

Caloundra Christian College: Combined Primary & Secondary

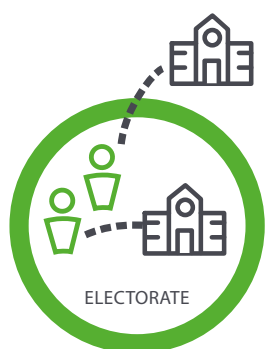
Caloundra City Private School: Combined Primary & Secondary

Glasshouse Christian College: Combined Primary & Secondary

Kairos Community College (Caloundra): Approved but not open



Total Students, by Sector, Attending Schools Located in this Electorate



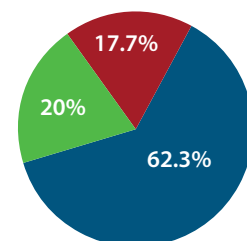
STUDENT PARTICIPATION RATES²

Shows how many students living in this Queensland electorate attend schools either located in this electorate, or in another electorate.

ENROLMENTS:	PRIMARY STUDENTS		SECONDARY STUDENTS		ALL STUDENTS	
	NO.	%	NO.	%	NO.	%
INDEPENDENT	605	17.7%	616	22.8%	1,221	20.0%
CATHOLIC	541	15.8%	540	20.0%	1,081	17.7%
STATE	2,269	66.4%	1,542	57.2%	3,811	62.3%
TOTAL	3,415		2,698		6,113	

Total Students, by Sector, Living in this Electorate

Independent 1,221
Catholic 1,081
State 3,811



DATA SOURCE

1 Fulltime enrolments based on 2020 Non-Government Schools Census (State) February Collection.

2 Participation rates based on 2016 Census of Population and Housing.

3 AEC Group. (2020). *Economic Significance of Independent Schools to the Queensland Economy, 2020 Update*.

Modelling based on 2018 school data and ABS and other agency financial year data to produce estimates for 2017-18. Further modelling by State Electorate. Data includes direct and indirect contributions.

NOTE: Some figures have been rounded and percentages may not add up to 100.

ECONOMIC CONTRIBUTION³

INDEPENDENT SCHOOLS contribute:

- \$70.8m in direct and indirect economic activity
- \$38m in wages and salaries
- 448 full-time jobs

INDEPENDENT SCHOOLS provide savings to taxpayers and governments of:

- \$11.1m in recurrent savings
- \$4m in capital savings from parent contributions.

LOCAL MEMBER
Mr Jason Hunt MP
Australian Labor Party