

LOCATION OF SCHOOLS¹

Shows how many students attend schools located in this Queensland electorate.



SECTOR	NUMBER			PERCENTAGE		
	P-6	7-12	TOTAL	P-6	7-12	TOTAL
INDEPENDENT	868	750	1,618	9.1%	15.6%	11.3%
CATHOLIC	911	585	1,496	9.5%	12.2%	10.4%
STATE	7,769	3,477	11,246	81.4%	72.3%	78.3%
TOTAL	9,548	4,812	14,360			

Independent schools and campuses in this electorate

Arethusa College: Secondary

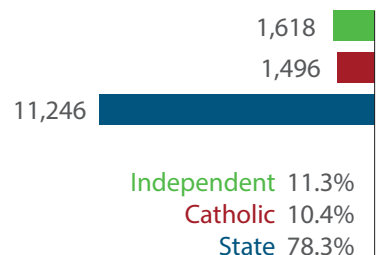
Faith Christian School of Distance Education: Secondary

Groves Christian College (Distance): Combined Primary & Secondary

Groves Christian College (Laughlin St): Combined Primary & Secondary

Groves Christian College (Velorum Dr): Primary

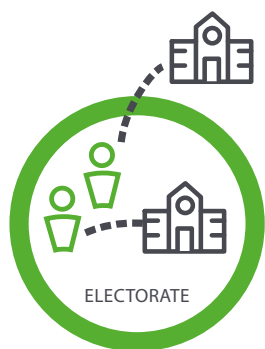
IQRA College of Brisbane (Berrinba): Primary



Total Students, by Sector, Attending Schools Located in this Electorate

STUDENT PARTICIPATION RATES²

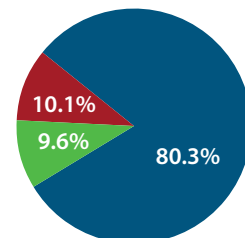
Shows how many students living in this Queensland electorate attend schools either located in this electorate, or in another electorate.



ENROLMENTS:	PRIMARY STUDENTS		SECONDARY STUDENTS		ALL STUDENTS	
	NO.	%	NO.	%	NO.	%
INDEPENDENT	662	9.4%	504	9.8%	1,166	9.6%
CATHOLIC	725	10.3%	503	9.8%	1,228	10.1%
STATE	5,660	80.3%	4,124	80.4%	9,784	80.3%
TOTAL	7,047		5,131		12,178	

Total Students, by Sector, Living in this Electorate

Independent 1,166
Catholic 1,228
State 9,784



DATA SOURCE

1 Fulltime enrolments based on 2020 Non-Government Schools Census (State) February Collection.

2 Participation rates based on 2016 Census of Population and Housing.

3 AEC Group. (2020). *Economic Significance of Independent Schools to the Queensland Economy, 2020 Update*.

Modelling based on 2018 school data and ABS and other agency financial year data to produce estimates for 2017-18. Further modelling by State Electorate. Data includes direct and indirect contributions.

NOTE: Some figures have been rounded and percentages may not add up to 100.

ECONOMIC CONTRIBUTION³

INDEPENDENT SCHOOLS contribute:

- \$38.1m in direct and indirect economic activity
- \$22.5m in wages and salaries
- 288 full-time jobs

INDEPENDENT SCHOOLS provide savings to taxpayers and governments of:

- \$9.8m in recurrent savings
- \$0.8m in capital savings from parent contributions.

LOCAL MEMBER
Hon Cameron Dick MP
Australian Labor Party