

### LOCATION OF SCHOOLS<sup>1</sup>

Shows how many students attend schools located in this Queensland electorate.



SECTOR	NUMBER			PERCENTAGE		
	P-6	7-12	TOTAL	P-6	7-12	TOTAL
INDEPENDENT	1,621	2,612	<b>4,233</b>	28.0%	37.0%	<b>33.0%</b>
CATHOLIC	1,212	871	<b>2,083</b>	21.0%	12.0%	<b>16.0%</b>
STATE	2,946	3,501	<b>6,447</b>	51.0%	50.0%	<b>51.0%</b>
TOTAL	5,779	6,984	<b>12,763</b>			

#### Independent schools and campuses in this electorate

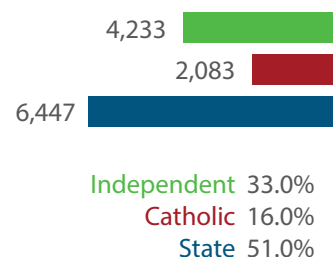
**Men of Business Academy:** Secondary

**St Hilda's School:** Combined Primary & Secondary

**The Southport School:** Combined Primary & Secondary

**Trinity Lutheran College (Ashmore Rd Campus):**  
Combined Primary & Secondary

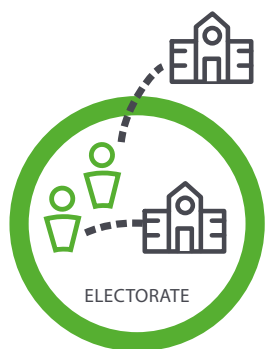
**Trinity Lutheran College (Cotlew St Campus):** Primary



**Total Students, by Sector, Attending Schools Located in this Electorate**

### STUDENT PARTICIPATION RATES<sup>2</sup>

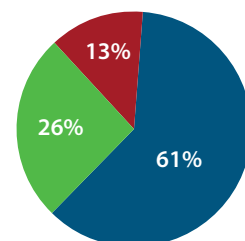
Shows how many students living in this Queensland electorate attend schools either located in this electorate, or in another electorate.



ENROLMENTS:	PRIMARY STUDENTS		SECONDARY STUDENTS		ALL STUDENTS	
	NO.	%	NO.	%	NO.	%
INDEPENDENT	648	18.0%	1,247	34.0%	1,895	26.0%
CATHOLIC	579	16.0%	366	10.0%	945	13.0%
STATE	2,300	66.0%	2,015	56.0%	4,315	61.0%
TOTAL	3,527		3,628		7,155	

#### Total Students, by Sector, Living in this Electorate

Independent 1,895  
Catholic 945  
State 4,315



#### DATA SOURCE

1 Fulltime enrolments based on 2022 Non-Government Schools Census (State) February Collection.

2 Participation rates based on 2021 Census of Population and Housing.

3 AEC Group. (2020). *Economic Significance of Independent Schools to the Queensland Economy, 2020 Update*.

Modelling based on 2018 school data and ABS and other agency financial year data to produce estimates for 2017-18. Further modelling by State Electorate. Data includes direct and indirect contributions.

NOTE: Some figures have been rounded and percentages may not add up to 100.

### ECONOMIC CONTRIBUTION<sup>3</sup>

#### INDEPENDENT SCHOOLS contribute:

- \$208.1m in direct and indirect economic activity
- \$124.3m in wages and salaries
- 1,298 full-time jobs

#### INDEPENDENT SCHOOLS provide savings to taxpayers and governments of:

- \$25.1m in recurrent savings
- \$13.3m in capital savings from parent contributions.

**LOCAL MEMBER**  
Mr Rob Molhoek MP  
Liberal National Party of Queensland