



## LOCATION OF SCHOOLS<sup>1</sup>

Shows how many students attend schools located in this Queensland electorate.

SECTOR	NUMBER			PERCENTAGE		
	P-6	7-12	TOTAL	P-6	7-12	TOTAL
INDEPENDENT	952	1,233	2,185	13.9%	23.2%	18.0%
CATHOLIC	1,136	1,799	2,935	16.6%	33.9%	24.2%
STATE	4,742	2,282	7,024	69.4%	42.9%	57.8%
TOTAL	6,830	5,314	12,143			

### Independent schools and campuses in this electorate

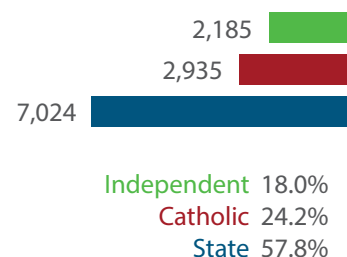
Bethany Lutheran Primary School: Primary

Ipswich Girls' Grammar School: Combined Primary & Secondary

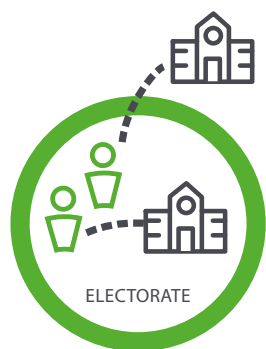
Ipswich Grammar School: Combined Primary & Secondary

YMCA Vocational School – Ipswich: Approved but not open

YMCA Vocational School – Ipswich (Limestone St): Secondary



**Total Students, by Sector, Attending Schools Located in this Electorate**



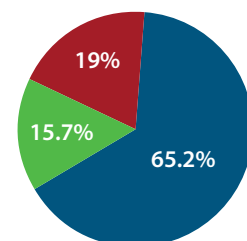
## STUDENT PARTICIPATION RATES<sup>2</sup>

Shows how many students living in this Queensland electorate attend schools either located in this electorate, or in another electorate.

ENROLMENTS:	PRIMARY STUDENTS		SECONDARY STUDENTS		ALL STUDENTS	
	NO.	%	NO.	%	NO.	%
INDEPENDENT	507	12.3%	603	20.5%	1,110	15.7%
CATHOLIC	639	15.5%	702	23.9%	1,341	19.0%
STATE	2,967	72.1%	1,632	55.6%	4,599	65.2%
TOTAL	4,113		2,937		7,050	

### Total Students, by Sector, Living in this Electorate

Independent 1,110  
Catholic 1,341  
State 4,599



### DATA SOURCE

1 Fulltime enrolments based on 2020 Non-Government Schools Census (State) February Collection.

2 Participation rates based on 2016 Census of Population and Housing.

3 AEC Group. (2020). *Economic Significance of Independent Schools to the Queensland Economy, 2020 Update*.

Modelling based on 2018 school data and ABS and other agency financial year data to produce estimates for 2017-18. Further modelling by State Electorate. Data includes direct and indirect contributions.

NOTE: Some figures have been rounded and percentages may not add up to 100.

## ECONOMIC CONTRIBUTION<sup>3</sup>

### INDEPENDENT SCHOOLS contribute:

- \$88.8m in direct and indirect economic activity
- \$56.4m in wages and salaries
- 590 full-time jobs

### INDEPENDENT SCHOOLS provide savings to taxpayers and governments of:

- \$13.7m in recurrent savings
- \$5m in capital savings from parent contributions.

LOCAL MEMBER

Ms Jennifer Howard MP  
Australian Labor Party