

LOCATION OF SCHOOLS¹

Shows how many students attend schools located in this Queensland electorate.



SECTOR	NUMBER		
	P-6	7-12	TOTAL
INDEPENDENT	1,555	1,689	3,244
CATHOLIC	0	0	0
STATE	2,574	6,010	8,584
TOTAL	4,129	7,699	11,828

SECTOR	PERCENTAGE		
	P-6	7-12	TOTAL
INDEPENDENT	38.0%	22.0%	27.0%
CATHOLIC	0.0%	0.0%	0.0%
STATE	62.0%	78.0%	73.0%

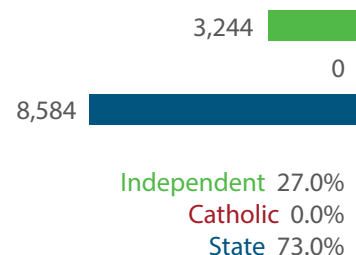
Independent schools and campuses in this electorate

Bethania Lutheran Primary School: Primary

Canterbury College: Combined Primary & Secondary

Faith Christian School of Distance Education: Combined Primary & Secondary

YMCA Vocational School - Logan (Mary St): Secondary

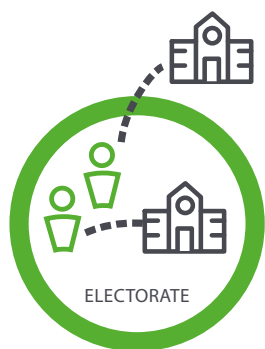


Independent 27.0%
Catholic 0.0%
State 73.0%

Total Students, by Sector, Attending Schools Located in this Electorate

STUDENT PARTICIPATION RATES²

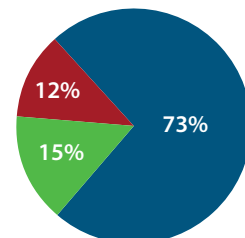
Shows how many students living in this Queensland electorate attend schools either located in this electorate, or in another electorate.



ENROLMENTS:	PRIMARY STUDENTS		SECONDARY STUDENTS		ALL STUDENTS	
	NO.	%	NO.	%	NO.	%
INDEPENDENT	821	15.0%	660	16.0%	1,481	15.0%
CATHOLIC	687	12.0%	491	12.0%	1,178	12.0%
STATE	4,003	73.0%	3,049	72.0%	7,052	73.0%
TOTAL	5,511		4,200		9,711	

Total Students, by Sector, Living in this Electorate

Independent 1,481
Catholic 1,178
State 7,052



DATA SOURCE

1 Fulltime enrolments based on 2022 Non-Government Schools Census (State) February Collection.

2 Participation rates based on 2021 Census of Population and Housing.

3 AEC Group. (2020). *Economic Significance of Independent Schools to the Queensland Economy, 2020 Update*.

Modelling based on 2018 school data and ABS and other agency financial year data to produce estimates for 2017-18. Further modelling by State Electorate. Data includes direct and indirect contributions.

NOTE: Some figures have been rounded and percentages may not add up to 100.

ECONOMIC CONTRIBUTION³

INDEPENDENT SCHOOLS contribute:

- \$71.5m in direct and indirect economic activity
- \$47.3m in wages and salaries
- 557 full-time jobs

INDEPENDENT SCHOOLS provide savings to taxpayers and governments of:

- \$12.1m in recurrent savings
- \$2.4m in capital savings from parent contributions.

LOCAL MEMBER

Hon Shannon Fentiman MP
Australian Labor Party