

LOCATION OF SCHOOLS¹

Shows how many students attend schools located in this Queensland electorate.



SECTOR	NUMBER		
	P-6	7-12	TOTAL
INDEPENDENT	256	573	829
CATHOLIC	812	796	1,608
STATE	4,210	3,919	8,129
TOTAL	5,278	5,288	10,566

SECTOR	PERCENTAGE		
	P-6	7-12	TOTAL
INDEPENDENT	5.0%	11.0%	8.0%
CATHOLIC	15.0%	15.0%	15.0%
STATE	80.0%	74.0%	77.0%

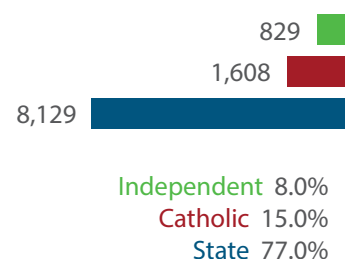
Independent schools and campuses in this electorate

All Souls St Gabriels School: Combined Primary & Secondary

Blackheath and Thornburgh College: Combined Primary & Secondary

Gulf Christian College (Brown St): Combined Primary & Secondary

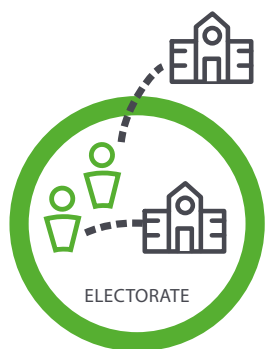
Gulf Christian College (Thompson St): Combined Primary & Secondary



Total Students, by Sector, Attending Schools Located in this Electorate

STUDENT PARTICIPATION RATES²

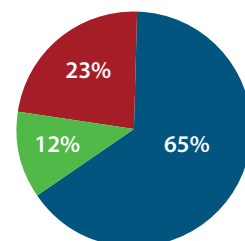
Shows how many students living in this Queensland electorate attend schools either located in this electorate, or in another electorate.



ENROLMENTS:	PRIMARY STUDENTS		SECONDARY STUDENTS		ALL STUDENTS	
	NO.	%	NO.	%	NO.	%
INDEPENDENT	258	7.0%	529	19.0%	787	12.0%
CATHOLIC	783	20.0%	724	26.0%	1,507	23.0%
STATE	2,786	73.0%	1,501	55.0%	4,287	65.0%
TOTAL	3,827		2,754		6,581	

Total Students, by Sector, Living in this Electorate

Independent 787
Catholic 1,507
State 4,287



DATA SOURCE

1 Fulltime enrolments based on 2022 Non-Government Schools Census (State) February Collection.

2 Participation rates based on 2021 Census of Population and Housing.

3 AEC Group. (2020). *Economic Significance of Independent Schools to the Queensland Economy, 2020 Update*.

Modelling based on 2018 school data and ABS and other agency financial year data to produce estimates for 2017-18. Further modelling by State Electorate. Data includes direct and indirect contributions.

NOTE: Some figures have been rounded and percentages may not add up to 100.

ECONOMIC CONTRIBUTION³

INDEPENDENT SCHOOLS contribute:

- \$31.1m in direct and indirect economic activity
- \$19.9m in wages and salaries
- 229 full-time jobs

INDEPENDENT SCHOOLS provide savings to taxpayers and governments of:

- \$5m in recurrent savings
- \$0.7m in capital savings from parent contributions.

LOCAL MEMBER
Mr Robbie Katter MP
Katter's Australian Party