

LOCATION OF SCHOOLS¹

Shows how many students attend schools located in this Queensland electorate.



SECTOR	NUMBER			PERCENTAGE		
	P-6	7-12	TOTAL	P-6	7-12	TOTAL
INDEPENDENT	1,179	724	1,903	16.0%	18.0%	17.0%
CATHOLIC	1,162	1,001	2,163	16.0%	25.0%	19.0%
STATE	4,989	2,263	7,252	68.0%	57.0%	64.0%
TOTAL	7,330	3,988	11,318			

Independent schools and campuses in this electorate

Australian International Islamic College: Combined Primary & Secondary

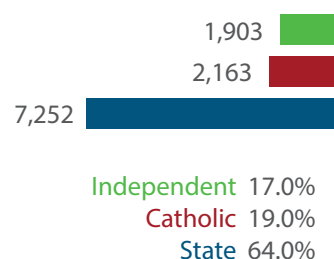
Australian Technology and Agricultural College: Secondary

Hills International College: Combined Primary & Secondary

King's Christian College (Chambers Flat Campus): Combined Primary & Secondary

Parklands Christian College: Combined Primary & Secondary

St Philomena School: Combined Primary & Secondary

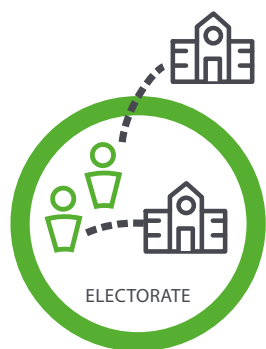


Total Students, by Sector, Attending Schools Located in this Electorate

Independent 17.0%
Catholic 19.0%
State 64.0%

STUDENT PARTICIPATION RATES²

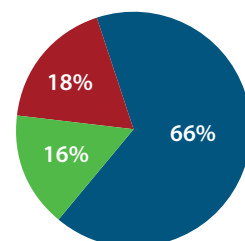
Shows how many students living in this Queensland electorate attend schools either located in this electorate, or in another electorate.



ENROLMENTS:	PRIMARY STUDENTS		SECONDARY STUDENTS		ALL STUDENTS	
	NO.	%	NO.	%	NO.	%
INDEPENDENT	903	14.0%	833	18.0%	1,736	16.0%
CATHOLIC	1,107	18.0%	912	19.0%	2,019	18.0%
STATE	4,279	68.0%	3,010	63.0%	7,289	66.0%
TOTAL	6,289		4,755		11,044	

Total Students, by Sector, Living in this Electorate

Independent 1,736
Catholic 2,019
State 7,289



DATA SOURCE

1 Fulltime enrolments based on 2022 Non-Government Schools Census (State) February Collection.

2 Participation rates based on 2021 Census of Population and Housing.

3 AEC Group. (2020). *Economic Significance of Independent Schools to the Queensland Economy, 2020 Update*.

Modelling based on 2018 school data and ABS and other agency financial year data to produce estimates for 2017-18. Further modelling by State Electorate. Data includes direct and indirect contributions.

NOTE: Some figures have been rounded and percentages may not add up to 100.

ECONOMIC CONTRIBUTION³

INDEPENDENT SCHOOLS contribute:

- \$50.3m in direct and indirect economic activity
- \$30.6m in wages and salaries
- 385 full-time jobs

INDEPENDENT SCHOOLS provide savings to taxpayers and governments of:

- \$9.1m in recurrent savings
- \$1.1m in capital savings from parent contributions.

LOCAL MEMBER
Mr Linus Power MP
Australian Labor Party