



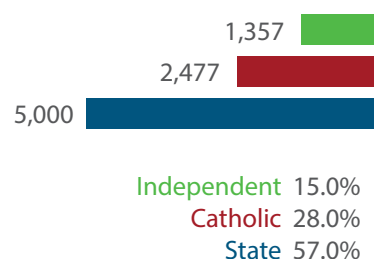
LOCATION OF SCHOOLS¹

Shows how many students attend schools located in this Queensland electorate.

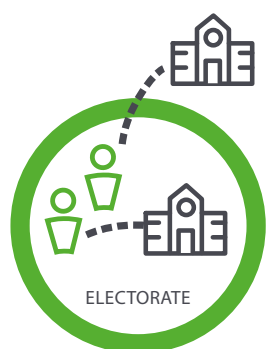
SECTOR	NUMBER			PERCENTAGE		
	P-6	7-12	TOTAL	P-6	7-12	TOTAL
INDEPENDENT	593	764	1,357	15.0%	16.0%	15.0%
CATHOLIC	1,064	1,413	2,477	26.0%	29.0%	28.0%
STATE	2,376	2,624	5,000	59.0%	55.0%	57.0%
TOTAL	4,033	4,801	8,834			

Independent schools and campuses in this electorate

St Andrew's Lutheran College: Combined Primary & Secondary



Total Students, by Sector, Attending Schools Located in this Electorate



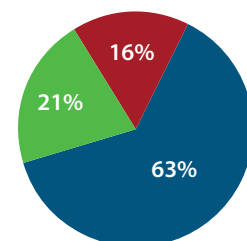
STUDENT PARTICIPATION RATES²

Shows how many students living in this Queensland electorate attend schools either located in this electorate, or in another electorate.

ENROLMENTS:	PRIMARY STUDENTS		SECONDARY STUDENTS		ALL STUDENTS	
	NO.	%	NO.	%	NO.	%
INDEPENDENT	640	17.0%	792	27.0%	1,432	21.0%
CATHOLIC	603	16.0%	481	16.0%	1,084	16.0%
STATE	2,599	67.0%	1,712	57.0%	4,311	63.0%
TOTAL	3,842		2,984		6,827	

Total Students, by Sector, Living in this Electorate

Independent 1,432
Catholic 1,084
State 4,311



DATA SOURCE

1 Fulltime enrolments based on 2022 Non-Government Schools Census (State) February Collection.

2 Participation rates based on 2021 Census of Population and Housing.

3 AEC Group. (2020). *Economic Significance of Independent Schools to the Queensland Economy, 2020 Update*.

Modelling based on 2018 school data and ABS and other agency financial year data to produce estimates for 2017-18. Further modelling by State Electorate. Data includes direct and indirect contributions.

NOTE: Some figures have been rounded and percentages may not add up to 100.

ECONOMIC CONTRIBUTION³

INDEPENDENT SCHOOLS contribute:

- \$56.4m in direct and indirect economic activity
- \$31.1m in wages and salaries
- 374 full-time jobs

INDEPENDENT SCHOOLS provide savings to taxpayers and governments of:

- \$8.3m in recurrent savings
- \$3.5m in capital savings from parent contributions.

LOCAL MEMBER

Mr Michael Hart MP
Liberal National Party of Queensland