

### LOCATION OF SCHOOLS<sup>1</sup>

Shows how many students attend schools located in this Queensland electorate.



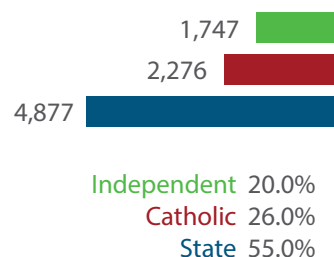
SECTOR	NUMBER			PERCENTAGE		
	P-6	7-12	TOTAL	P-6	7-12	TOTAL
INDEPENDENT	497	1,250	<b>1,747</b>	14.0%	24.0%	<b>20.0%</b>
CATHOLIC	864	1,412	<b>2,276</b>	24.0%	27.0%	<b>26.0%</b>
STATE	2,279	2,598	<b>4,877</b>	63.0%	49.0%	<b>55.0%</b>
TOTAL	3,640	5,260	<b>8,900</b>			

### Independent schools and campuses in this electorate

**Calvary Christian College:** Combined Primary & Secondary

**Tec-NQ:** Secondary

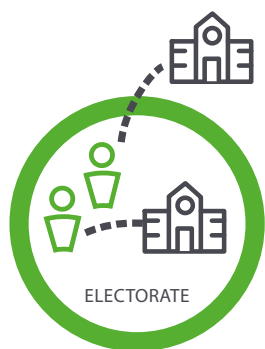
**Townsville Grammar School:** Secondary



**Total Students, by Sector, Attending Schools Located in this Electorate**

### STUDENT PARTICIPATION RATES<sup>2</sup>

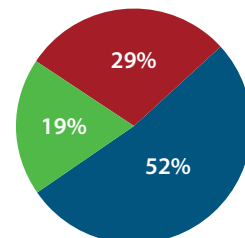
Shows how many students living in this Queensland electorate attend schools either located in this electorate, or in another electorate.



ENROLMENTS:	PRIMARY STUDENTS		SECONDARY STUDENTS		ALL STUDENTS	
	NO.	%	NO.	%	NO.	%
INDEPENDENT	452	12.0%	813	27.0%	1,265	19.0%
CATHOLIC	1,046	28.0%	889	30.0%	1,935	29.0%
STATE	2,174	60.0%	1,276	43.0%	3,450	52.0%
TOTAL	3,672		2,978		6,650	

### Total Students, by Sector, Living in this Electorate

Independent 1,265  
Catholic 1,935  
State 3,450



#### DATA SOURCE

1 Fulltime enrolments based on 2022 Non-Government Schools Census (State) February Collection.

2 Participation rates based on 2021 Census of Population and Housing.

3 AEC Group. (2020). *Economic Significance of Independent Schools to the Queensland Economy, 2020 Update*.

Modelling based on 2018 school data and ABS and other agency financial year data to produce estimates for 2017-18. Further modelling by State Electorate. Data includes direct and indirect contributions.

NOTE: Some figures have been rounded and percentages may not add up to 100.

### ECONOMIC CONTRIBUTION<sup>3</sup>

#### INDEPENDENT SCHOOLS contribute:

- \$64.3m in direct and indirect economic activity
- \$40.1m in wages and salaries
- 443 full-time jobs

#### INDEPENDENT SCHOOLS provide savings to taxpayers and governments of:

- \$10.4m in recurrent savings
- \$2.9m in capital savings from parent contributions.

#### LOCAL MEMBER

Mr Scott Stewart MP  
Australian Labor Party