



LOCATION OF SCHOOLS¹

Shows how many students attend schools located in this Queensland electorate.

SECTOR	NUMBER			PERCENTAGE		
	P-6	7-12	TOTAL	P-6	7-12	TOTAL
INDEPENDENT	2,871	2,309	5,180	26.2%	33.7%	29.1%
CATHOLIC	1,086	1,024	2,110	9.9%	14.9%	11.8%
STATE	7,004	3,526	10,530	63.9%	51.4%	59.1%
TOTAL	10,961	6,859	17,820			

Independent schools and campuses in this electorate

Coomera Anglican College: Combined Primary & Secondary

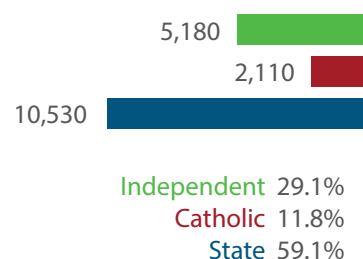
King's Christian College: Combined Primary & Secondary

Livingstone Christian College: Combined Primary & Secondary

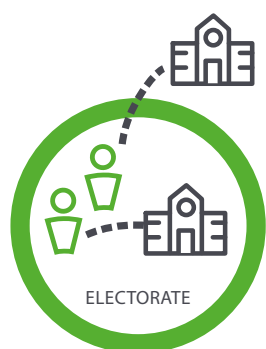
Lutheran Ormeau Rivers District School: Combined Primary & Secondary

Rivermount College: Combined Primary & Secondary

Toogoolawa School: Combined Primary & Secondary



Total Students, by Sector, Attending Schools Located in this Electorate



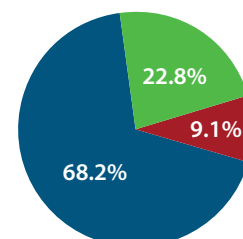
STUDENT PARTICIPATION RATES²

Shows how many students living in this Queensland electorate attend schools either located in this electorate, or in another electorate.

ENROLMENTS: SECTOR	PRIMARY STUDENTS		SECONDARY STUDENTS		ALL STUDENTS	
	NO.	%	NO.	%	NO.	%
INDEPENDENT	1,371	20.1%	1,187	26.9%	2,558	22.8%
CATHOLIC	566	8.3%	453	10.3%	1,019	9.1%
STATE	4,895	71.6%	2,768	62.8%	7,663	68.2%
TOTAL	6,832		4,408		11,240	

Total Students, by Sector, Living in this Electorate

Independent 2,558
Catholic 1,019
State 7,663



DATA SOURCE

1 Fulltime enrolments based on 2020 Non-Government Schools Census (State) February Collection.

2 Participation rates based on 2016 Census of Population and Housing.

3 AEC Group. (2020). *Economic Significance of Independent Schools to the Queensland Economy, 2020 Update*.

Modelling based on 2018 school data and ABS and other agency financial year data to produce estimates for 2017-18. Further modelling by State Electorate. Data includes direct and indirect contributions.

NOTE: Some figures have been rounded and percentages may not add up to 100.

ECONOMIC CONTRIBUTION³

INDEPENDENT SCHOOLS contribute:

- \$165.4m in direct and indirect economic activity
- \$98.4m in wages and salaries
- 1,626 full-time jobs

INDEPENDENT SCHOOLS provide savings to taxpayers and governments of:

- \$30.3m in recurrent savings
- \$8.8m in capital savings from parent contributions.

LOCAL MEMBER

Mr Michael Crandon MP
Liberal National Party of Queensland