



### LOCATION OF SCHOOLS<sup>1</sup>

Shows how many students attend schools located in this Queensland electorate.

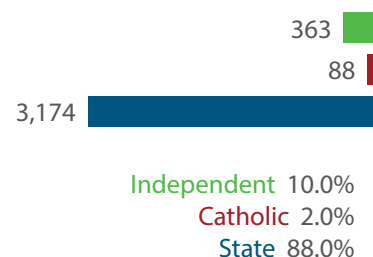
SECTOR	NUMBER			PERCENTAGE		
	P-6	7-12	TOTAL	P-6	7-12	TOTAL
INDEPENDENT	158	205	<b>363</b>	6.0%	22.0%	<b>10.0%</b>
CATHOLIC	88	0	<b>88</b>	3.0%	0.0%	<b>2.0%</b>
STATE	2,452	722	<b>3,174</b>	91.0%	78.0%	<b>88.0%</b>
TOTAL	2,698	927	<b>3,625</b>			

### Independent schools and campuses in this electorate

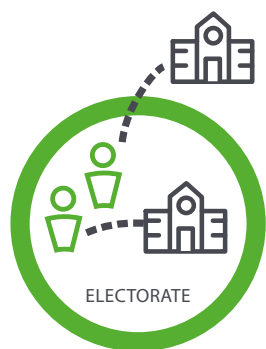
**Burnett Youth Learning Centre:** Secondary

**Discovery Christian College:** Combined Primary & Secondary

**Goora Gan Steiner School:** Primary



**Total Students, by Sector, Attending Schools Located in this Electorate**



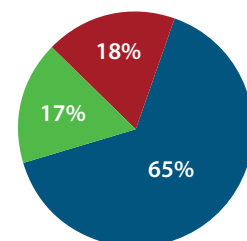
### STUDENT PARTICIPATION RATES<sup>2</sup>

Shows how many students living in this Queensland electorate attend schools either located in this electorate, or in another electorate.

ENROLMENTS:	PRIMARY STUDENTS		SECONDARY STUDENTS		ALL STUDENTS	
	NO.	%	NO.	%	NO.	%
INDEPENDENT	533	16.0%	581	18.0%	1,114	17.0%
CATHOLIC	483	14.0%	732	23.0%	1,215	18.0%
STATE	2,355	70.0%	1,913	59.0%	4,248	65.0%
TOTAL	3,351		3,226		6,577	

### Total Students, by Sector, Living in this Electorate

Independent 1,114  
Catholic 1,215  
State 4,248



#### DATA SOURCE

1 Fulltime enrolments based on 2022 Non-Government Schools Census (State) February Collection.

2 Participation rates based on 2021 Census of Population and Housing.

3 AEC Group. (2020). *Economic Significance of Independent Schools to the Queensland Economy, 2020 Update*.

Modelling based on 2018 school data and ABS and other agency financial year data to produce estimates for 2017-18. Further modelling by State Electorate. Data includes direct and indirect contributions.

NOTE: Some figures have been rounded and percentages may not add up to 100.

### ECONOMIC CONTRIBUTION<sup>3</sup>

#### INDEPENDENT SCHOOLS contribute:

- \$8.9m in direct and indirect economic activity
- \$5.2m in wages and salaries
- 67 full-time jobs

#### INDEPENDENT SCHOOLS provide savings to taxpayers and governments of:

- \$1.5m in recurrent savings
- \$0m in capital savings from parent contributions.

#### LOCAL MEMBER

Mr Stephen Bennett MP  
Liberal National Party of Queensland