



LOCATION OF SCHOOLS¹

Shows how many students attend schools located in this Queensland electorate.

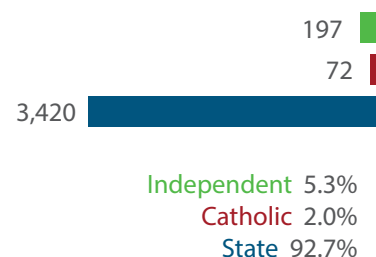
| SECTOR | NUMBER | | | PERCENTAGE | | |
|--------------|--------------|------------|--------------|------------|-------|-------|
| | P-6 | 7-12 | TOTAL | P-6 | 7-12 | TOTAL |
| INDEPENDENT | 78 | 119 | 197 | 2.8% | 13.6% | 5.3% |
| CATHOLIC | 72 | 0 | 72 | 2.6% | 0.0% | 2.0% |
| STATE | 2,663 | 757 | 3,420 | 94.7% | 86.4% | 92.7% |
| TOTAL | 2,813 | 876 | 3,689 | | | |

Independent schools and campuses in this electorate

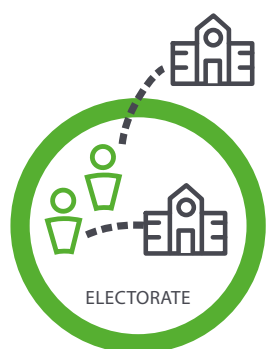
Burnett Youth Learning Centre: Secondary

Discovery Christian College: Combined Primary & Secondary

Goora Gan Steiner School: Primary



Total Students, by Sector, Attending Schools Located in this Electorate



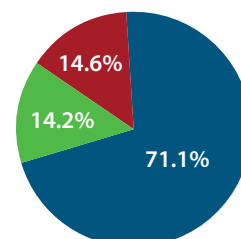
STUDENT PARTICIPATION RATES²

Shows how many students living in this Queensland electorate attend schools either located in this electorate, or in another electorate.

| ENROLMENTS: | PRIMARY STUDENTS | | SECONDARY STUDENTS | | ALL STUDENTS | |
|--------------|------------------|-------|--------------------|-------|--------------|-------|
| | NO. | % | NO. | % | NO. | % |
| INDEPENDENT | 430 | 12.2% | 483 | 16.8% | 913 | 14.2% |
| CATHOLIC | 392 | 11.1% | 545 | 18.9% | 937 | 14.6% |
| STATE | 2,705 | 76.7% | 1,854 | 64.3% | 4,559 | 71.1% |
| TOTAL | 3,527 | | 2,882 | | 6,409 | |

Total Students, by Sector, Living in this Electorate

Independent 913
Catholic 937
State 4,559



DATA SOURCE

1 Fulltime enrolments based on 2020 Non-Government Schools Census (State) February Collection.

2 Participation rates based on 2016 Census of Population and Housing.

3 AEC Group. (2020). *Economic Significance of Independent Schools to the Queensland Economy, 2020 Update*.

Modelling based on 2018 school data and ABS and other agency financial year data to produce estimates for 2017-18. Further modelling by State Electorate. Data includes direct and indirect contributions.

NOTE: Some figures have been rounded and percentages may not add up to 100.

ECONOMIC CONTRIBUTION³

INDEPENDENT SCHOOLS contribute:

- \$8.9m in direct and indirect economic activity
- \$5.2m in wages and salaries
- 67 full-time jobs

INDEPENDENT SCHOOLS provide savings to taxpayers and governments of:

- \$1.5m in recurrent savings
- \$0m in capital savings from parent contributions.

LOCAL MEMBER

Mr Stephen Bennett MP
Liberal National Party of Queensland