

LOCATION OF SCHOOLS¹

Shows how many students attend schools located in this Queensland electorate.



SECTOR	NUMBER			PERCENTAGE		
	P-6	7-12	TOTAL	P-6	7-12	TOTAL
INDEPENDENT	706	844	1,550	16.4%	26.9%	20.8%
CATHOLIC	321	356	677	7.4%	11.3%	9.1%
STATE	3,287	1,942	5,229	76.2%	61.8%	70.1%
TOTAL	4,314	3,142	7,456			

Independent schools and campuses in this electorate

Bayside Christian College Hervey Bay (Nikenbah):

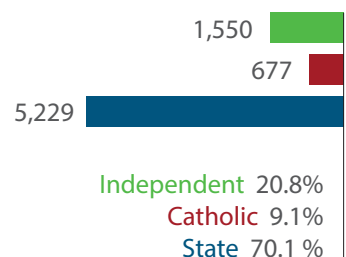
Approved but not open

Carinity Education – Glendyne: Combined Primary & Secondary

OneSchool Global QLD: Combined Primary & Secondary

Riverside Christian College: Combined Primary & Secondary

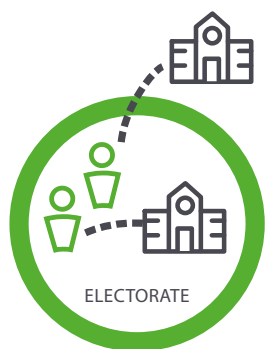
Riverside Christian College (Distance): Combined Primary & Secondary



Total Students, by Sector, Attending Schools Located in this Electorate

STUDENT PARTICIPATION RATES²

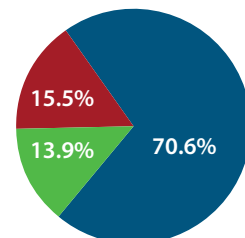
Shows how many students living in this Queensland electorate attend schools either located in this electorate, or in another electorate.



ENROLMENTS:	PRIMARY STUDENTS		SECONDARY STUDENTS		ALL STUDENTS	
	NO.	%	NO.	%	NO.	%
INDEPENDENT	482	13.0%	444	15.0%	926	13.9%
CATHOLIC	472	12.7%	562	19.0%	1,034	15.5%
STATE	2,764	74.3%	1,945	65.9%	4,709	70.6%
TOTAL	3,718		2,951		6,669	

Total Students, by Sector, Living in this Electorate

Independent 926
Catholic 1,034
State 4,709



DATA SOURCE

1 Fulltime enrolments based on 2020 Non-Government Schools Census (State) February Collection.

2 Participation rates based on 2016 Census of Population and Housing.

3 AEC Group. (2020). *Economic Significance of Independent Schools to the Queensland Economy, 2020 Update*.

Modelling based on 2018 school data and ABS and other agency financial year data to produce estimates for 2017-18. Further modelling by State Electorate. Data includes direct and indirect contributions.

NOTE: Some figures have been rounded and percentages may not add up to 100.

ECONOMIC CONTRIBUTION³

INDEPENDENT SCHOOLS contribute:

- \$30m in direct and indirect economic activity
- \$19.8m in wages and salaries
- 226 full-time jobs

INDEPENDENT SCHOOLS provide savings to taxpayers and governments of:

- \$8.7m in recurrent savings
- \$0.1m in capital savings from parent contributions.

LOCAL MEMBER
Mr Bruce Saunders MP
Australian Labor Party