



### LOCATION OF SCHOOLS<sup>1</sup>

Shows how many students attend schools located in this Queensland electorate.

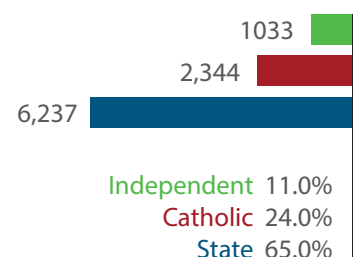
SECTOR	NUMBER			PERCENTAGE		
	P-6	7-12	TOTAL	P-6	7-12	TOTAL
INDEPENDENT	654	379	<b>1,033</b>	12.0%	9.0%	<b>11.0%</b>
CATHOLIC	1,267	1,077	<b>2,344</b>	23.0%	26.0%	<b>24.0%</b>
STATE	3,523	2,714	<b>6,237</b>	65.0%	65.0%	<b>65.0%</b>
TOTAL	5,444	4,170	<b>9,614</b>			

### Independent schools and campuses in this electorate

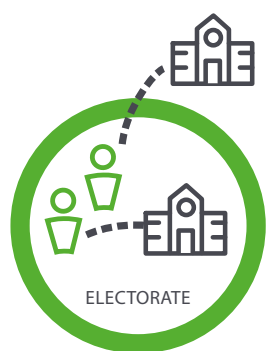
**Cairns Hinterland Steiner School:** Combined Primary & Secondary

**Peace Lutheran College:** Combined Primary & Secondary

**Trinity Anglican School:** Primary



**Total Students, by Sector, Attending Schools Located in this Electorate**



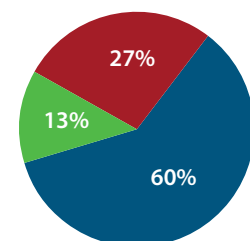
### STUDENT PARTICIPATION RATES<sup>2</sup>

Shows how many students living in this Queensland electorate attend schools either located in this electorate, or in another electorate.

ENROLMENTS:	PRIMARY STUDENTS		SECONDARY STUDENTS		ALL STUDENTS	
	NO.	%	NO.	%	NO.	%
INDEPENDENT	643	13.0%	551	13.0%	1,194	13.0%
CATHOLIC	1,332	27.0%	1,169	28.0%	2,501	27.0%
STATE	2,887	70.0%	2,525	59.0%	5,412	60.0%
TOTAL	4,862		4,250		9,107	

### Total Students, by Sector, Living in this Electorate

Independent 1,194  
Catholic 2,501  
State 5,412



#### DATA SOURCE

1 Fulltime enrolments based on 2022 Non-Government Schools Census (State) February Collection.

2 Participation rates based on 2021 Census of Population and Housing.

3 AEC Group. (2020). *Economic Significance of Independent Schools to the Queensland Economy, 2020 Update*.

Modelling based on 2018 school data and ABS and other agency financial year data to produce estimates for 2017-18. Further modelling by State Electorate. Data includes direct and indirect contributions.

NOTE: Some figures have been rounded and percentages may not add up to 100.

### ECONOMIC CONTRIBUTION<sup>3</sup>

#### INDEPENDENT SCHOOLS contribute:

- \$32m in direct and indirect economic activity
- \$20.4m in wages and salaries
- 233 full-time jobs

#### INDEPENDENT SCHOOLS provide savings to taxpayers and governments of:

- \$6.6m in recurrent savings
- \$2.1m in capital savings from parent contributions.

#### LOCAL MEMBER

Hon Craig Crawford MP  
Australian Labor Party