

### LOCATION OF SCHOOLS<sup>1</sup>

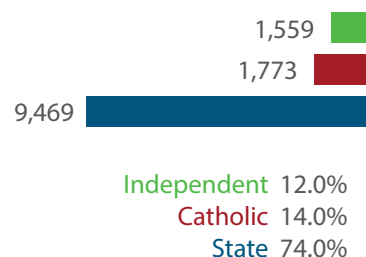
Shows how many students attend schools located in this Queensland electorate.



SECTOR	NUMBER			PERCENTAGE		
	P-6	7-12	TOTAL	P-6	7-12	TOTAL
INDEPENDENT	807	752	<b>1,559</b>	12.0%	12.0%	<b>12.0%</b>
CATHOLIC	631	1,142	<b>1,773</b>	10.0%	18.0%	<b>14.0%</b>
STATE	5,036	4,433	<b>9,469</b>	78.0%	70.0%	<b>74.0%</b>
TOTAL	6,474	6,327	<b>12,801</b>			

### Independent schools and campuses in this electorate

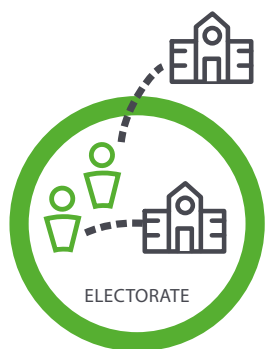
- Alta-1 College:** Secondary
- Alta-1 College (Distance):** Secondary
- Carmichael College:** Combined Primary & Secondary
- Grace Lutheran College:** Secondary
- Horizons College of Learning and Enrichment:** Secondary
- St Paul's Lutheran Primary School:** Primary



**Total Students, by Sector, Attending Schools Located in this Electorate**

### STUDENT PARTICIPATION RATES<sup>2</sup>

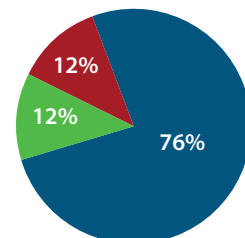
Shows how many students living in this Queensland electorate attend schools either located in this electorate, or in another electorate.



ENROLMENTS:	PRIMARY STUDENTS		SECONDARY STUDENTS		ALL STUDENTS	
	NO.	%	NO.	%	NO.	%
INDEPENDENT	599	11.0%	484	12.0%	1,083	12.0%
CATHOLIC	581	11.0%	518	13.0%	1,099	12.0%
STATE	4,094	78.0%	3,048	75.0%	7,142	76.0%
TOTAL	5,274		4,050		9,324	

### Total Students, by Sector, Living in this Electorate

Independent 1,083  
Catholic 1,099  
State 7,142



#### DATA SOURCE

1 Fulltime enrolments based on 2022 Non-Government Schools Census (State) February Collection.

2 Participation rates based on 2021 Census of Population and Housing.

3 AEC Group. (2020). *Economic Significance of Independent Schools to the Queensland Economy, 2020 Update*.

Modelling based on 2018 school data and ABS and other agency financial year data to produce estimates for 2017-18. Further modelling by State Electorate. Data includes direct and indirect contributions.

NOTE: Some figures have been rounded and percentages may not add up to 100.

### ECONOMIC CONTRIBUTION<sup>3</sup>

#### INDEPENDENT SCHOOLS contribute:

- \$40.5m in direct and indirect economic activity
- \$23.6m in wages and salaries
- 284 full-time jobs

#### INDEPENDENT SCHOOLS provide savings to taxpayers and governments of:

- \$7m in recurrent savings
- \$1.2m in capital savings from parent contributions.

**LOCAL MEMBER**  
Hon Mark Ryan MP  
Australian Labor Party