



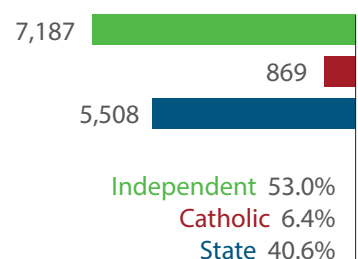
LOCATION OF SCHOOLS¹

Shows how many students attend schools located in this Queensland electorate.

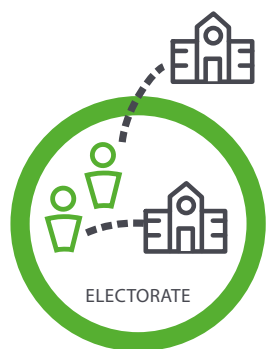
SECTOR	NUMBER			PERCENTAGE		
	P-6	7-12	TOTAL	P-6	7-12	TOTAL
INDEPENDENT	3,115	4071	7,187	44.4%	62.3%	53.0%
CATHOLIC	0	869	869	0.0%	13.3%	6.4%
STATE	3,908	1600	5,508	55.6%	24.5%	40.6%
TOTAL	7,023	6540	13,564			

Independent schools and campuses in this electorate

- All Saints Anglican School:** Combined Primary & Secondary
- Arcadia College (Robina Campus):** Approved but not open
- Gold Coast Christian College:** Combined Primary & Secondary
- Hillcrest Christian College:** Combined Primary & Secondary
- Josiah College:** Combined Primary & Secondary
- King's Christian College:** Combined Primary & Secondary
- Queensland Football School (Merrimac):** Approved but not open
- Somerset College:** Combined Primary & Secondary



Total Students, by Sector, Attending Schools Located in this Electorate



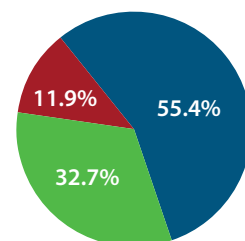
STUDENT PARTICIPATION RATES²

Shows how many students living in this Queensland electorate attend schools either located in this electorate, or in another electorate.

ENROLMENTS:	PRIMARY STUDENTS		SECONDARY STUDENTS		ALL STUDENTS	
	NO.	%	NO.	%	NO.	%
INDEPENDENT	1,431	27.8%	1,532	39.1%	2,963	32.7%
CATHOLIC	484	9.4%	595	15.2%	1,079	11.9%
STATE	3,237	62.8%	1,789	45.7%	5,026	55.4%
TOTAL	5,152		3,916		9,068	

Total Students, by Sector, Living in this Electorate

Independent 2,963
Catholic 1,079
State 5,026



DATA SOURCE

1 Fulltime enrolments based on 2020 Non-Government Schools Census (State) February Collection.

2 Participation rates based on 2016 Census of Population and Housing.

3 AEC Group. (2020). *Economic Significance of Independent Schools to the Queensland Economy, 2020 Update*.

Modelling based on 2018 school data and ABS and other agency financial year data to produce estimates for 2017-18. Further modelling by State Electorate. Data includes direct and indirect contributions.

NOTE: Some figures have been rounded and percentages may not add up to 100.

ECONOMIC CONTRIBUTION³

INDEPENDENT SCHOOLS contribute:

- \$309.4m in direct and indirect economic activity
- \$176.2m in wages and salaries
- 1,727 full-time jobs

INDEPENDENT SCHOOLS provide savings to taxpayers and governments of:

- \$46.7m in recurrent savings
- \$13.8m in capital savings from parent contributions.

LOCAL MEMBER

Ms Ros Bates MP
Liberal National Party of Queensland