



LOCATION OF SCHOOLS¹

Shows how many students attend schools located in this Queensland electorate.

SECTOR	NUMBER			PERCENTAGE		
	P-6	7-12	TOTAL	P-6	7-12	TOTAL
INDEPENDENT	990	859	1,849	21.7%	18.9%	20.3%
CATHOLIC	870	621	1,491	19.1%	13.7%	16.4%
STATE	2,694	3,069	5,763	59.2%	67.5%	63.3%
TOTAL	4,554	4,549	9,103			

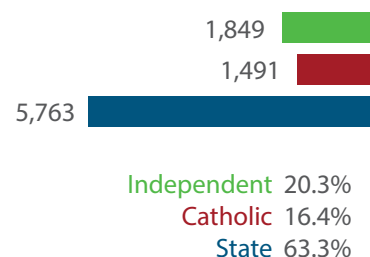
Independent schools and campuses in this electorate

Bayside Christian College Hervey Bay: Combined Primary & Secondary

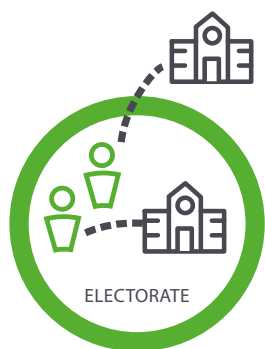
Fraser Coast Anglican College: Combined Primary & Secondary

Hervey Bay Future School: Approved but not open

St James Lutheran College: Combined Primary & Secondary



Total Students, by Sector, Attending Schools Located in this Electorate



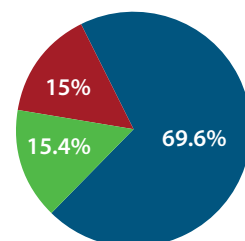
STUDENT PARTICIPATION RATES²

Shows how many students living in this Queensland electorate attend schools either located in this electorate, or in another electorate.

ENROLMENTS:	PRIMARY STUDENTS		SECONDARY STUDENTS		ALL STUDENTS	
	NO.	%	NO.	%	NO.	%
INDEPENDENT	517	13.7%	481	17.6%	998	15.4%
CATHOLIC	593	15.8%	382	14.0%	975	15.0%
STATE	2,654	70.5%	1,868	68.4%	4,522	69.6%
TOTAL	3,764		2,731		6,495	

Total Students, by Sector, Living in this Electorate

Independent 998
Catholic 975
State 4,522



DATA SOURCE

1 Fulltime enrolments based on 2020 Non-Government Schools Census (State) February Collection.

2 Participation rates based on 2016 Census of Population and Housing.

3 AEC Group. (2020). *Economic Significance of Independent Schools to the Queensland Economy, 2020 Update*.

Modelling based on 2018 school data and ABS and other agency financial year data to produce estimates for 2017-18. Further modelling by State Electorate. Data includes direct and indirect contributions.

NOTE: Some figures have been rounded and percentages may not add up to 100.

ECONOMIC CONTRIBUTION³

INDEPENDENT SCHOOLS contribute:

- \$52.5m in direct and indirect economic activity
- \$31.7m in wages and salaries
- 351 full-time jobs

INDEPENDENT SCHOOLS provide savings to taxpayers and governments of:

- \$10.1m in recurrent savings
- \$1m in capital savings from parent contributions.

LOCAL MEMBER

Mr Adrian Tantarai MP
Australian Labor Party