



### LOCATION OF SCHOOLS<sup>1</sup>

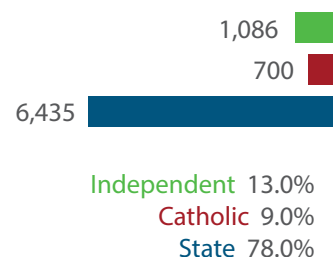
Shows how many students attend schools located in this Queensland electorate.

SECTOR	NUMBER			PERCENTAGE		
	P-6	7-12	TOTAL	P-6	7-12	TOTAL
INDEPENDENT	288	797	<b>1,086</b>	6.0%	22.0%	<b>13.0%</b>
CATHOLIC	507	193	<b>700</b>	11.0%	5.0%	<b>9.0%</b>
STATE	3,810	2,625	<b>6,435</b>	83.0%	73.0%	<b>78.0%</b>
TOTAL	4,606	3,615	<b>8,221</b>			

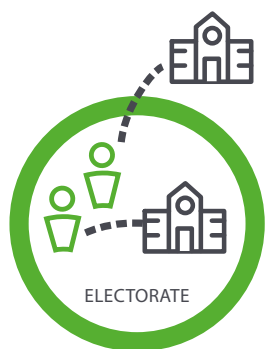
### Independent schools and campuses in this electorate

**Faith Lutheran College – Plainland:** Secondary

**Peace Lutheran Primary School:** Primary



**Total Students, by Sector, Attending Schools Located in this Electorate**



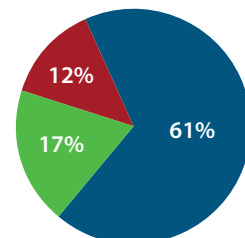
### STUDENT PARTICIPATION RATES<sup>2</sup>

Shows how many students living in this Queensland electorate attend schools either located in this electorate, or in another electorate.

ENROLMENTS:	PRIMARY STUDENTS		SECONDARY STUDENTS		ALL STUDENTS	
	NO.	%	NO.	%	NO.	%
INDEPENDENT	541	12.0%	877	23.0%	1,418	17.0%
CATHOLIC	636	14.0%	405	10.0%	1,041	12.0%
STATE	3,482	72.0%	2,585	67.0%	6,067	61.0%
TOTAL	4,659		3,867		8,526	

### Total Students, by Sector, Living in this Electorate

Independent 1,418  
Catholic 1,041  
State 6,067



#### DATA SOURCE

1 Fulltime enrolments based on 2022 Non-Government Schools Census (State) February Collection.

2 Participation rates based on 2021 Census of Population and Housing.

3 AEC Group. (2020). *Economic Significance of Independent Schools to the Queensland Economy, 2020 Update*.

Modelling based on 2018 school data and ABS and other agency financial year data to produce estimates for 2017-18. Further modelling by State Electorate. Data includes direct and indirect contributions.

NOTE: Some figures have been rounded and percentages may not add up to 100.

### ECONOMIC CONTRIBUTION<sup>3</sup>

#### INDEPENDENT SCHOOLS contribute:

- \$24.9m in direct and indirect economic activity
- \$19.1m in wages and salaries
- 216 full-time jobs

#### INDEPENDENT SCHOOLS provide savings to taxpayers and governments of:

- \$6.3m in recurrent savings
- \$2.2m in capital savings from parent contributions.

**LOCAL MEMBER**  
Mr Jim McDonald MP  
Liberal National Party of Queensland