

LOCATION OF SCHOOLS¹

Shows how many students attend schools located in this Queensland electorate.



SECTOR	NUMBER		
	P-6	7-12	TOTAL
INDEPENDENT	891	920	1,811
CATHOLIC	0	0	0
STATE	2,572	4,920	7,492
TOTAL	3,463	5,840	9,303

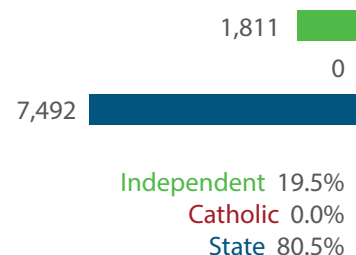
SECTOR	PERCENTAGE		
	P-6	7-12	TOTAL
INDEPENDENT	25.7%	15.8%	19.5%
CATHOLIC	0.0%	0.0%	0.0%
STATE	74.3%	84.2%	80.5%

Independent schools and campuses in this electorate

Bethania Lutheran Primary School: Primary

Canterbury College: Combined Primary & Secondary

YMCA Vocational School - Logan (Mary St): Secondary

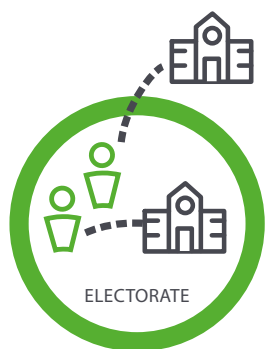


Independent 19.5%
Catholic 0.0%
State 80.5%

Total Students, by Sector, Attending Schools Located in this Electorate

STUDENT PARTICIPATION RATES²

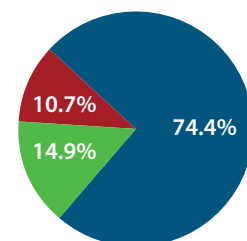
Shows how many students living in this Queensland electorate attend schools either located in this electorate, or in another electorate.



ENROLMENTS:	PRIMARY STUDENTS		SECONDARY STUDENTS		ALL STUDENTS	
	NO.	%	NO.	%	NO.	%
INDEPENDENT	675	14.0%	560	16.2%	1,235	14.9%
CATHOLIC	478	9.9%	412	11.9%	890	10.7%
STATE	3,679	76.1%	2,492	71.9%	6,171	74.4%
TOTAL	4,832		3,464		8,296	

Total Students, by Sector, Living in this Electorate

Independent 1,235
Catholic 890
State 6,171



DATA SOURCE

1 Fulltime enrolments based on 2020 Non-Government Schools Census (State) February Collection.

2 Participation rates based on 2016 Census of Population and Housing.

3 AEC Group. (2020). *Economic Significance of Independent Schools to the Queensland Economy, 2020 Update*.

Modelling based on 2018 school data and ABS and other agency financial year data to produce estimates for 2017-18. Further modelling by State Electorate. Data includes direct and indirect contributions.

NOTE: Some figures have been rounded and percentages may not add up to 100.

ECONOMIC CONTRIBUTION³

INDEPENDENT SCHOOLS contribute:

- \$71.5m in direct and indirect economic activity
- \$47.3m in wages and salaries
- 557 full-time jobs

INDEPENDENT SCHOOLS provide savings to taxpayers and governments of:

- \$12.1m in recurrent savings
- \$2.4m in capital savings from parent contributions.

LOCAL MEMBER

Hon Shannon Fentiman MP
Australian Labor Party